PD SUBMITTAL 2017.06.09

Highland Park High School Northwest Addition & Renovations

4220 Emerson Ave
Dallas, TX 75205

Stantec Project #: 214000475

DRAWING INDEX

Stantec

Stantec Architecture Inc.
5717 Legacy Drive Suite 250
Plano, TX 75024-4246
Tel: (214) 473-2400
Fax: (214) 473-2401
www.stantec.com

Revision	By	Appd	YYYY.MM.DD

Issued	Author By	Approver Appd	2017.05.04 YYYY.MM.DD
50% CONSTRUCTION DOCUMENTS			

Title
COVER

Project No.
214000475

Scale

Revision

Drawing No.
PD-G000

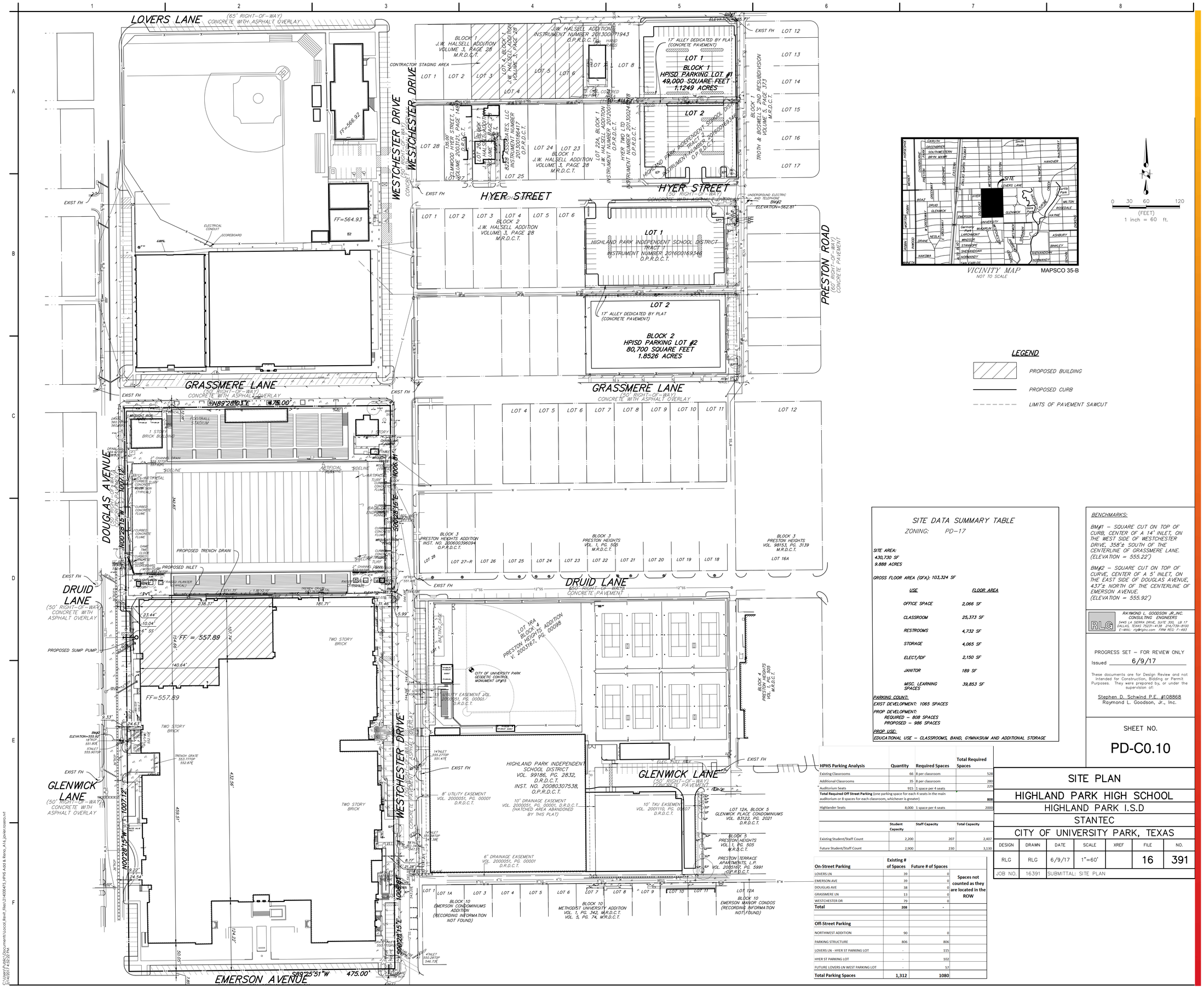

VICINITY MAP
NOT TO SCALE

MAPSCO 35-B

0 30 60 120
(FEET)
1 inch = 60 ft.

LEGEND

- PROPOSED BUILDING
- PROPOSED CURB
- LIMITS OF PAVEMENT SAWCUT

SITE DATA SUMMARY TABLE

ZONING: PD-17

SITE AREA:
430,730 SF
9.888 ACRES

GROSS FLOOR AREA (GFA): 103,324 SF

USE	FLOOR AREA
OFFICE SPACE	2,066 SF
CLASSROOM	25,373 SF
RESTROOMS	4,732 SF
STORAGE	4,065 SF
ELECT/IDF	2,150 SF
JANITOR	189 SF
MISC. LEARNING SPACES	39,853 SF

PARKING COUNT:
EXIST DEVELOPMENT: 1065 SPACES
PROP DEVELOPMENT:
REQUIRED – 808 SPACES
PROPOSED – 986 SPACES

PROP USE:
EDUCATIONAL USE – CLASSROOMS, BAND, GYMNASIUM AND ADDITIONAL STORAGE

BENCHMARKS:

BM#1 – SQUARE CUT ON TOP OF CURB, CENTER OF A 14' INLET, ON THE WEST SIDE OF WESTCHESTER DRIVE, 358'± SOUTH OF THE CENTERLINE OF GRASSMERE LANE. (ELEVATION = 555.22')

BM#2 – SQUARE CUT ON TOP OF CURVE, CENTER OF A 5' INLET, ON THE EAST SIDE OF DOUGLAS AVENUE, 437'± NORTH OF THE CENTERLINE OF EMERSON AVENUE. (ELEVATION = 555.92')

RAYMOND L. GOODSON JR., INC.
CONSULTING ENGINEERS
5445 LA SIERRA DRIVE, SUITE 350, LB 17
DALLAS, TEXAS 75231-4138 214/739-8100
E-MAIL rlg@rlgjnc.com FIRM REG: F-983

PROGRESS SET – FOR REVIEW ONLY
Issued 6/9/17

These documents are for Design Review and not intended for Construction, Bidding or Permit Purposes. They were prepared by, or under the supervision of:

Stephen D. Schwind P.E. #108868
Raymond L. Goodson, Jr., Inc.

SHEET NO.
PD-C0.10

HPHS Parking Analysis	Quantity	Required Spaces	Total Required Spaces
Existing Classrooms	66	8 per classroom	528
Additional Classrooms	35	8 per classroom	280
Auditorium Seats	915	1 space per 4 seats	229
Total Required Off Street Parking (one parking space for each 4 seats in the main auditorium or 8 spaces for each classroom, whichever is greater)			**808**
Highlander Seats	8,000	1 space per 4 seats	2000

	Student Capacity	Staff Capacity	Total Capacity
Existing Student/Staff Count	2,200	207	2,407
Future Student/Staff Count	2,900	230	3,130

On-Street Parking	Existing # of Spaces	Future # of Spaces	
LOVERS LN	39	0	Spaces not counted as they are located in the ROW
EMERSON AVE	39	0	
DOUGLAS AVE	38	0	
GRASSMERE LN	13	0	
WESTCHESTER DR	79	0	
Total	**208**	-	
Off-Street Parking			
NORTHWEST ADDITION	90	0	
PARKING STRUCTURE	806	806	
LOVERS LN - HYER ST PARKING LOT	-	115	
HYER ST PARKING LOT	-	102	
FUTURE LOVERS LN WEST PARKING LOT	-	57	
Total Parking Spaces	**1,312**	**1080**	

SITE PLAN

HIGHLAND PARK HIGH SCHOOL

HIGHLAND PARK I.S.D

STANTEC

CITY OF UNIVERSITY PARK, TEXAS

DESIGN	DRAWN	DATE	SCALE	XREF	FILE	NO.
RLG	RLG	6/9/17	1"=60'		16	391
JOB NO.	16391	SUBMITTAL: SITE PLAN				

Stantec

Stantec Architecture Inc.
5717 Legacy Drive Suite 250
Plano, TX 75024-4246
Tel: (214) 473-2400 / Fax: (214) 473-2401
www.stantec.com

Consultants

Consultant Type

Consultant Name

Legend

Notes

Revision	By	Appd	YYYY.MM.DD
SITE CONSTRUCTION DOCUMENTS	TEAM	BH	2017.05.04
Issued	By	Appd	YYYY.MM.DD

Permit-Seal

PRELIMINARY
NOT FOR CONSTRUCTION

Not for permits, pricing or other official purposes.
This document has not been completed or checked and is for general information or comment only.

Client/Project

Highland Park ISD

Highland Park High School
Northwest Addition
4220 Emerson Ave, Dallas, TX 75205, United States

Title

SITE PLAN

Project No. 214000475

Scale 1"=60'

Revision

Drawing No.

PD-C0.10

C:\Users\Public\Documents\Local Revit Files\214000475_HPHS Add & Reno_A16_jpreiss.rvt
6/14/2017 4:33:22 PM

ORIGINAL SHEET - ARCH E1 (30"x42")

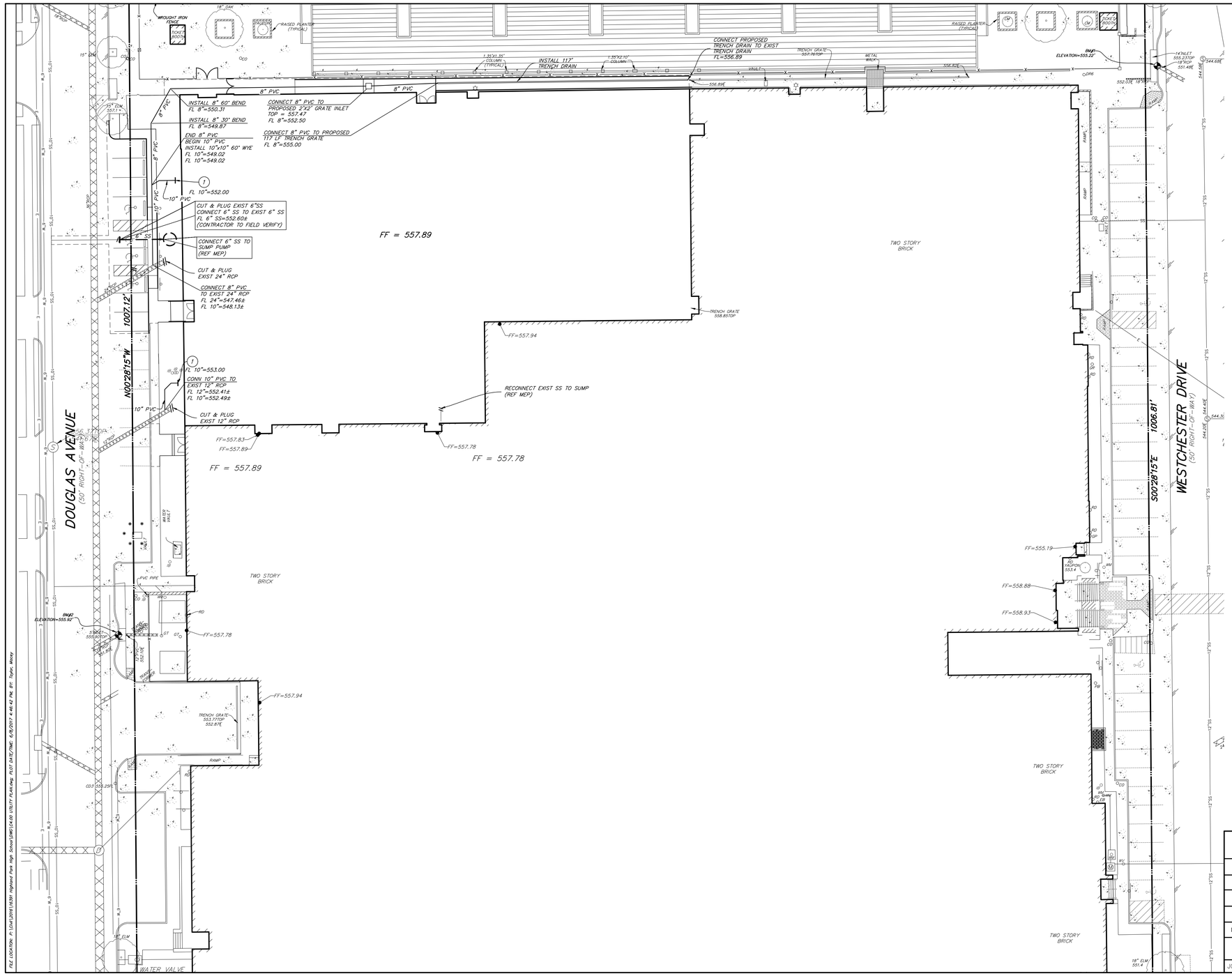

LEGEND

- EXISTING STORM SEWER
- PROPOSED STORM SEWER LINE
- EXISTING SANITARY SEWER LINE
- PROPOSED SANITARY SEWER LINE
- EXISTING WATER LINE
- PROPOSED WATER LINE
- (1) CONN RD TO 10" PVC (COORD W/ MEP FOR FL & EXACT LOCATION)

BENCHMARKS:

BM#1 – SQUARE CUT ON TOP OF CURB, CENTER OF A 14' INLET, ON THE WEST SIDE OF WESTCHESTER DRIVE, 358'± SOUTH OF THE CENTERLINE OF GRASSMERE LANE. (ELEVATION = 555.22')

BM#2 – SQUARE CUT ON TOP OF CURVE, CENTER OF A 5' INLET, ON THE EAST SIDE OF DOUGLAS AVENUE, 437'± NORTH OF THE CENTERLINE OF EMERSON AVENUE. (ELEVATION = 555.92')

RAYMOND L. GOODSON JR.,INC.
CONSULTING ENGINEERS
5445 LA SIERRA DRIVE, SUITE 350, LB 17
DALLAS, TEXAS 75231-4138 214/739-8100
E-MAIL: rlg@rlgjnc.com FIRM REG: F-493

PROGRESS SET – FOR REVIEW ONLY
Issued 6/9/17

These documents are for Design Review and not intended for Construction, Bidding or Permit Purposes. They were prepared by, or under the supervision of:

Stephen D. Schwind P.E. #108868
Raymond L. Goodson, Jr., Inc.

SHEET NO.
C4.00

UTILITY PLAN

HIGHLAND PARK HIGH SCHOOL

HIGHLAND PARK I.S.D

STANTEC

CITY OF UNIVERSITY PARK, TEXAS

DESIGN	DRAWN	DATE	SCALE	XREF	FILE	NO.
RLG	RLG	6/9/17	1"=20'		16	391
JOB NO.	16391	SUBMITTAL: SITE PLAN				

Stantec

Stantec Architecture Inc.
5717 Legacy Drive Suite 250
Plano, TX 75024-4246
Tel: (214) 473-2400 / Fax: (214) 473-2401
www.stantec.com

Consultants

Consultant Type

Consultant Name

Legend

Notes

Revision	By	Appd	YYYY.MM.DD

Issued	By	Appd	YYYY.MM.DD
50% CONSTRUCTION DOCUMENTS	TEAM	BH	2017.05.04

Permit-Seal

PRELIMINARY NOT FOR CONSTRUCTION

Not for permits, pricing or other official purposes.
This document has not been completed or checked and is for general information or comment only.

Client/Project

Highland Park ISD

Highland Park High School
Northwest Addition
4220 Emerson Ave, Dallas, TX 75205, United States

Title

UTILITY PLAN

Project No. 214000475

Scale 1"=20'

Revision

Drawing No.

C4.00

C:\Users\Public\Documents\Local Revit Files\214000475_HPHS Add & Reno_A16_jpreier.rcapsro.rvt
2/14/2017 4:32:22 PM

ORIGINAL SHEET - ARCH E1 (30"x42")

LANDSCAPE NOTES

LANDSCAPE CONTRACTOR SHALL REPLACE ALL AREAS DISTURBED BY CONSTRUCTION. THE DISTURBED AREAS SHALL BE REPLACED WITH SOD PER THE SPECIFICAITONS UNLESS NOTED OTHERWISE ON THE PLANS.

LANDSCAPE CONTRACTOR SHOULD VISIT SITE AND REFERENCE CIVIL ENGINEER'S GRADING PLAN PRIOR TO BIDDING AND COMMENCEMENT OF CONSTRUCTION TO VERIFY AREAS TO BE DISTURBED BY CONSTRUCTION ACTIVITIES.

REFERENCE CIVIL PLANS FOR FINAL GRADING AND UTILITIES.

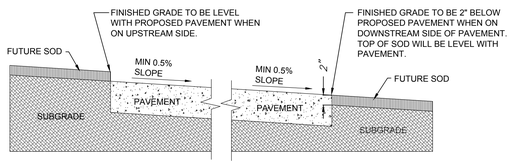

GRADING DETAIL FOR PAVEMENT WITHOUT CURB

SCALE: N.T.S.

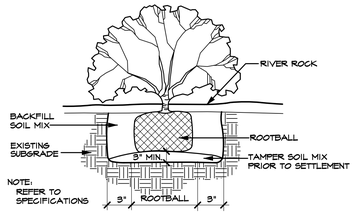

SHRUB PLANTING DETAIL (TYPICAL)

SCALE: N.T.S.

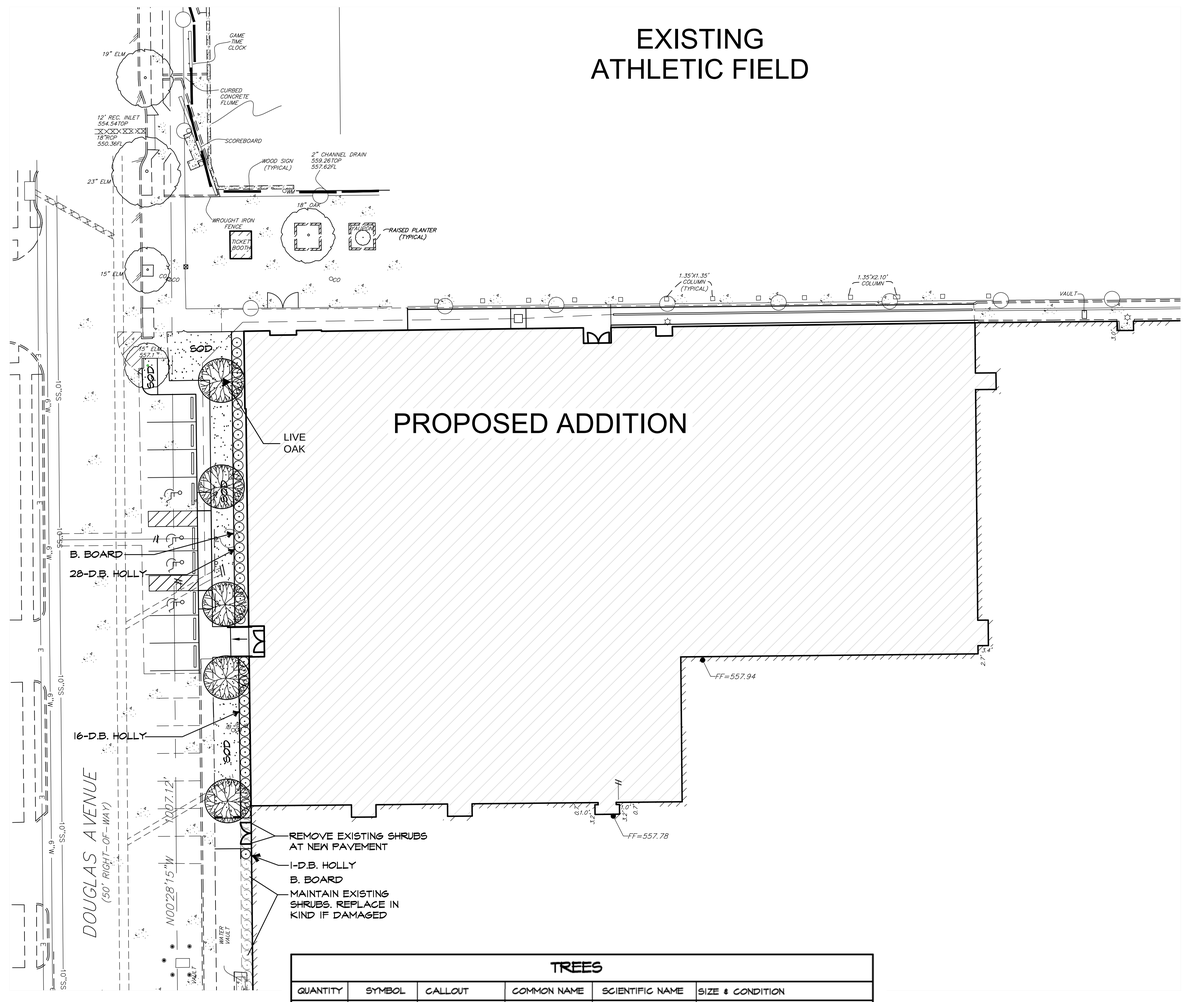

TREES					
QUANTITY	SYMBOL	CALLOUT	COMMON NAME	SCIENTIFIC NAME	SIZE & CONDITION
6		LIVE OAK	Live Oak	Quercus virginiana	7" caliper, 20'-22' Ht./6' min. trunk 12'-14' spread, B&B straight trunk Full rounded canopy. Matching specimens
SHRUBS					
QUANTITY	SYMBOL	CALLOUT	COMMON NAME	SCIENTIFIC NAME	SIZE AND CONDITION
45		D.B. HOLLY	Dwarf Burford Holly	Ilex cornuta 'Nana'	5 gallon, 24" Ht./18" spread, bushy, full to ground
GROUNDCOVER					
QUANTITY	SYMBOL	CALLOUT	COMMON NAME	SCIENTIFIC NAME	SIZE AND CONDITION
AS SHOWN		SOD	Common Bermuda Grass	Cynodon dactylon	Sod refer to specifications
MISCELLANEOUS					
AS SHOWN		B. BOARD	EPIC EDGE BENDER BOARD 6" DEPTH FROM EPIC PLASTICS (EPICPLASTICS.COM) COLOR: PACIFICA GREY		

LANDSCAPE CONTRACTOR SHALL VERIFY ALL PLANT QUANTITIES

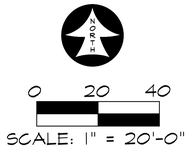

Stantec

Stantec Architecture Inc.
5717 Legacy Drive Suite 250
Plano, TX 75024-4246
Tel: (214) 473-2400 / Fax: (214) 473-2401
www.stantec.com

Consultants

RAMSEY LANDSCAPE ARCHITECTS, LLC
11914 WISHING WELL CT.
FRISCO, TEXAS 75035
PHONE (972) 335-0889

Notes

Revision	By	Appd	YYYY.MM.DD
PD SUBMITTAL	RLA	RLA	2017.04.21

Issued	By	Appd	YYYY.MM.DD

Permit-Seal

PRELIMINARY NOT FOR CONSTRUCTION

Not for permits, pricing or other official purposes. This document has not been completed or checked and is for general information or comment only.

Client/Project
Highland Park ISD

Highland Park High School
Northwest Addition
4220 Emerson Ave, Dallas, TX 75205, United States

Title
LANDSCAPE PLAN

Project No. 214000475
Scale 1" = 20'-0"
Revision
Drawing No.

PD-LP101

CODE INFORMATION FOR EXISTING BUILDING

INFORMATION OBTAINED FROM PREVIOUSLY APPROVED SET OF CONSTRUCTION DOCUMENTS BY CITY OF UNIVERSITY PARK "HIGHLAND PARK HIGH SCHOOL - ARCHITECTURAL, MECHANICAL ADDITIONS AND RENOVATIONS, BID PACKAGE # 4 - ADDENDUM # 4 - 05-18-2000"

PROJECT GENERAL INFORMATION (EXISTING BUILDING)

PROJECT → HIGHLAND PARK HIGH SCHOOL
LOCATION → HIGHLAND PARK, TEXAS

CODE REVIEW: UBC 1997 - 05.18.2000 - ADDENDUM 4 (EXISTING BUILDING)

	AREA # 1 EXISTING	AREA # 2 EXISTING	AREA # 3 EXISTING	AREA # 4 EXISTING	AREA # 5 EXISTING	AREA # 6 EXISTING
PRIMARY OCCUPANCY (TAB 3-A)	E-1 - EDUCATIONAL	A-3 - ASSEMBLY	E-1 - EDUCATIONAL	A-2.1 - ASSEMBLY	A-2.1 ASSEMBLY	A-2.1 - ASSEMBLY
SECONDARY OCCUPANCY (TAB 3-A)	B - BUSINESS	E - EDUCATIONAL	A-3 - ASSEMBLY			
AUTOMATIC SPRINKLER SYSTEM	YES	YES	YES	YES	YES	YES
BUILDING SIZE (SF)	BASEMENT 0.0	BASEMENT 0.0	BASEMENT 23,160	BASEMENT 21,290	BASEMENT 6,860	BASEMENT 0.0
	FIRST FLOOR 12,050	FIRST FLOOR 8,480	FIRST FLOOR 48,410	FIRST FLOOR 40,520	FIRST FLOOR 79,540	FIRST FLOOR 20,100
	SECOND FLOOR 12,050	SECOND FLOOR 8,650	SECOND FLOOR 33,325	SECOND FLOOR 33,500	SECOND FLOOR 20,000	SECOND FLOOR 9,694
	TOTAL 24,100	TOTAL 17,130	TOTAL 104,895	TOTAL 95,310	TOTAL 106,400	TOTAL 29,794
TYPE OF CONSTRUCTION (TAB 5-B) - SEE CONSTRUCTION TYPE EQUIVALENCE CHART FROM UBC TO IBC	- EXISTING 1ST FLOOR II-1HR - EXISTING 2ND FLOOR V-1HR	- EXISTING BUILDING II-1HR	- EXISTING BASEMENT II-1HR - EXISTING 1ST FLOOR II-1HR - EXISTING 2ND FLOOR V-1HR	- EXISTING BUILDING II-1HR	- EXISTING BUILDING II-1HR	- EXISTING BUILDING II-1HR

CONSTRUCTION TYPE EQUIVALENCE FROM UBC 97' TO IBC 2015

EXISTING AREA #	UBC	IBC	AREA SF
EXISTING AREA # 1	ASSUMED	IIA	24,100
- EXISTING FIRST FLOOR	II-1HR	IIA	
- EXISTING SECOND FLOOR	V-1HR	VA	
EXISTING AREA # 2	II-1HR	IIA	17,130
EXISTING AREA # 3	ASSUMED	IIA	104,895
- EXISTING BASEMENT	II-1HR	IIA	
- EXISTING FIRST FLOOR	II-1HR	IIA	
- EXISTING SECOND FLOOR	V-1HR	VA	
EXISTING AREA # 4	II-1HR	IIA	95,310
EXISTING AREA # 5	II-1HR	IIA	106,400
EXISTING AREA # 6	II-1HR	IIA	29,794

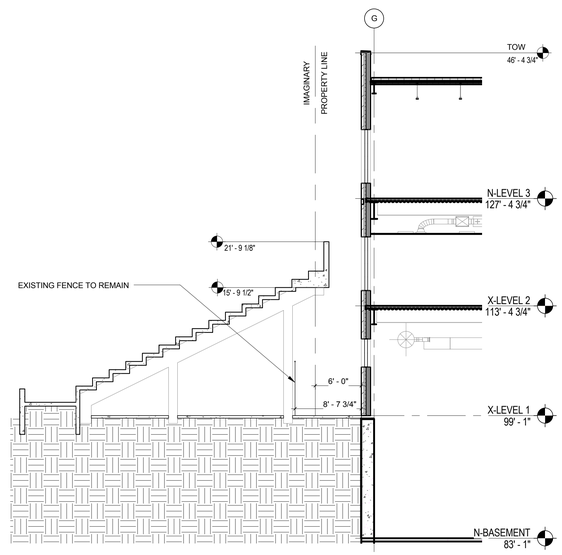

E4 G101 **IMAGINARY PROPERTY LINE**
1/8" = 1'-0"

PROJECT GENERAL INFORMATION NORTHWEST ADDITION

PROJECT → HIGHLAND PARK HIGH SCHOOL - NORTHWEST ADDITION
LOCATION → HIGHLAND PARK, TEXAS
BUILDING HEIGHT → THREE FLOORS + BASEMENT = 47' 3 3/4" TOTAL HT FROM GRADE TO PARAPET
FLOOR AREA SUMMARY → BUILDING ADDITION

BASEMENT:	32392 SF
1ST FLOOR	22254 SF
2ND FLOOR	20284 SF
3TH FLOOR	30321 SF
TOTAL =	**105251 SF**

CODE REVIEW: 2015 IBC WITH CITY OF HIGHLAND PARK AMENDMENTS

OCCUPANCY (SEC. 508) → EDUCATIONAL
PRIMARY OCCUPANCY (SEC. 305) → EDUCATIONAL GROUP "E"
SECONDARY OCCUPANCY(SEC. 303) → ASSEMBLY GROUP A-4 (GYMNASTICS)
NOTE:
- PER EXCEPTION 303.1.3 A ROOM OR SPACE USED FOR ASSEMBLY PURPOSES THAT IS ASSOCIATED WITH A GROUP E OCCUPANCY IS NOT CONSIDERED A SEPARATE OCCUPANCY.
- PER EXCEPTION 508.2.1 THE ABOVE SECONDARY OCCUPANCIES ARE DESIGNATED AS ACCESSORY OCCUPANCIES.
- PER EXCEPTION 508.3.3 NO SEPARATION IS REQUIRED BETWEEN NONSEPARATED OCCUPANCIES.

AUTOMATIC SPRINKLER SYSTEM → YES
TYPE OF CONSTRUCTION (TAB 503/602) → TYPE II - B
BUILDING AREA AND HEIGHT LIMITATIONS (TABLE 504.3 - 504.4 - 506.2) FOR GROUP E OCCUPANCY → 43,500 AREA / 75 FT HGT / 3 STORY HEIGHT
ALLOWABLE AREA INCREASES → NO FRONTAGE INCREASE ALLOWED PER 506.3.1 WHICH REQUIRES 25% OF PERIMETER ON PUBLIC WAY OR OPEN SPACE. (154' / 783' = 19%)
If = 1

TOTAL MAXIMUM ALLOWABLE AREA EQUATION (506.2.3 SINGLE-OCCUPANCY, MULTISTORY BUILDING - EQUATION 5-2):

Aa = [At + (NS x If)] x Sa → Aa = [43,500 + (14,500 x 1)] x 3
Aa = 58,000 x 3
TOTAL MAXIMUM ALLOWABLE AREA : → **Aa = 174,000 SF**

FIRE-RESISTANCE REQUIREMENTS

FOR GENERAL BUILDING ELEMENTS: (TABLES 601 AND 602)		DOOR RATING (TABLE 716.5)
STRUCTURAL FRAME	0 HR	
BEARING WALLS:		
EXTERIOR	0 HR	
INTERIOR	0 HR	
NONBEARING WALLS:		
EXTERIOR LESS THAN 5'	1 HR	45 MIN
5' OR LESS THAN 10'	1 HR	45 MIN
10' OR LESS THAN 30'	0 HR	0 HR
GREATER THAN 30'	0 HR	0 HR
INTERIOR	0 HR	
FLOOR CONSTRUCTION (INCL. SUPPORT BEAMS/JOISTS)	0 HR	
ROOF CONSTRUCTION (INCL. SUPPORT BEAMS/JOISTS)	0 HR	
FOR SPECIFIC BUILDING ELEMENTS:		
SHAFT ENCLOSURES (713.4)	2 HR - WHERE CONNECTING 4 STORIES	
SHAFT ENCLOSURES (713.4)	1 HR - WHERE CONNECTING 3 STORIES OR LESS	
INTERIOR EXIT STAIRWAYS (1023)	2 HR - WHERE CONNECTING 4 STORIES	
ELEVATOR (713.4)		
EXIT ACCESS STAIRWAYS (1019.3.1)	0 HR - NOT REQUIRED TO BE ENCLOSED, EXCEPTION 4	
FIRE WALLS (706.4.a)	2 HR	90 MIN
FIRE PARTITIONS (708)	1 HR	20 MIN
CORRIDORS (1020.1)	0 HR	
ELEVATOR MACHINE ROOM (3005.4)	1 HR	

OCCUPANCY SEPARATIONS NOT REQUIRED - NONSEPARATED USE (302.1)

INCIDENTAL USE SEPARATIONS (TABLE 509):

BOILER / FURNACE ROOMS WITH EQUIP. > 400,000 BTU / HR	1 HR OR PROVIDE AUTOMATIC SPRINKLER SYSTEM
LABORATORIES OR VOCATIONAL SHOPS	1 HR OR PROVIDE AUTOMATIC SPRINKLER SYSTEM
STORAGE AND LAUNDRY ROOMS OVER 100 SF	1 HR OR PROVIDE AUTOMATIC SPRINKLER SYSTEM

MISCELLANEOUS DETAILED REQUIREMENTS

CEILING HEIGHT FOR MEANS OF EGRESS (1003.2)	MIN. 7'-6"
CEILING HEIGHT FOR STAIRS (1011.3)	MIN. 6'-8"
CEILING HEIGHT FOR OCUPABLE SPACES AND CORRIDORS (1208.2)	MIN. 7'-6"
SAFETY GLAZING MISCELLANEOUS REQUIREMENT	2406
ELEVATOR MISCELLANEOUS REQUIREMENTS	CHAPTER 30
STAIRS NOT REQUIRED TO BE ENCLOSED (EXIT ACCESS STAIRWAYS)	1009.3.1

PLUMBING FIXTURE COUNT FOR ADDITION ONLY:

INTERNATIONAL PLUMBING CODE 2015 (TABLE 403.1)

TYPE OF OCCUPANCY:	EDUCATION			TYPE OF OCCUPANCY:	BUSINESS	
MAXIMUM CAPACITY:	875 STUDENTS			MAXIMUM CAPACITY:	44 STAFF	
FIXTURE COUNTS, STUDENT MALE (413)				FIXTURE COUNTS, STAFF		
		REQ'D	PROV'D			REQ'D
TOILETS	1/2 OF 1/50	4.13	8	TOILETS	1 25 FIRST 50 AND 1 PER 50 AFTER	2
URINALS	1/2 OF 1/50	4.13	5			
LAVATORIES	1 PER 50	8.26	10	LAVATORIES	1 40 FIRST 80 AND 1 PER 80 AFTER	2
FIXTURE COUNTS, STUDENT FEMALE (413)						
		REQ'D	PROV'D			
TOILETS	1 PER 50	8.26	13			
LAVATORIES	1 PER 50	8.26	9			
EWC	1 PER 100	9	9	EWC	1 PER 100	0.19 REQ'D - 1 PROV'D
UNISEX FIXTURES (NOT REQ'D)				UNISEX FIXTURES (NOT REQ'D)		
				TOILETS		1
				LAVATORIES		1

NOTES:
- ASSUMED NOT SIMULTANEOUS USE WITH OTHER OCCUPANCIES.
- CALCULATION FOR PLUMBING PER TEA CAPACITY

STUDENT CAPACITY FOR NORTHWEST ADDITION ONLY:

GRADES SERVED: 9th - 12th GRADE

DESIGN CAPACITY: (725 SF PER ROOM / 20)		TEA CAPACITY: (25 OCC / ROOM)	
35 CLASSROOMS	= 1268	35 CLASSROOMS	= 875
TOTAL OCCUPANTS	**= 1268*** **	**TOTAL OCCUPANTS**	**= 875***

NOTES:
- ANTICIPATED MAXIMUM ENROLLMENT.
- * TEXAS EDUCATION AGENCY (TEA) MANDATES/REQUIRES A MAXIMUM OF 25 STUDENTS PER CLASSROOM FOR GRADES MIDDLE AND HIGH SCHOOL.
- ** TEXAS EDUCATION AGENCY (TEA) MANDATES/REQUIRES A MAXIMUM OF 24 STUDENTS PER SCIENCE LAB ROOM FOR GRADES MIDDLE AND HIGH SCHOOL.
- *** OCCUPANCY USED PER EGRESS.

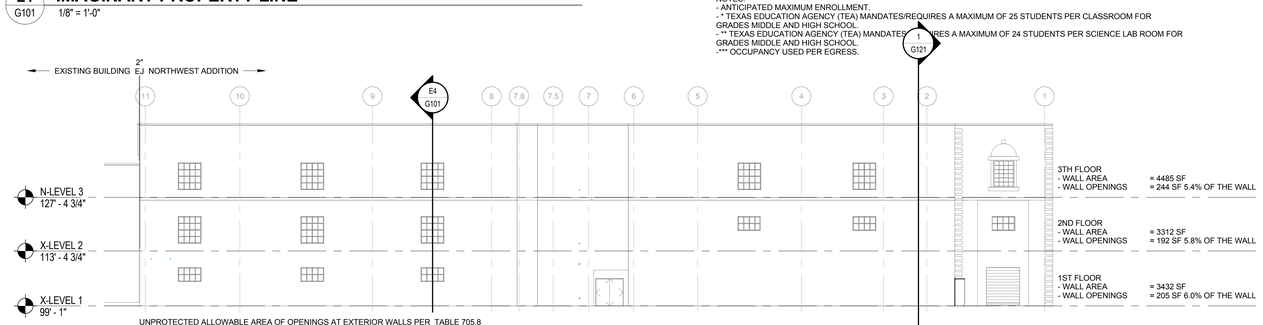

UNPROTECTED ALLOWABLE AREA OF OPENINGS AT EXTERIOR WALLS PER TABLE 705.8

F4 G101 **MAX AREA OF UNPROTECTED / PROTECTED OPENINGS**
1/16" = 1'-0"

Stantec
Stantec Architecture Inc.
5717 Legacy Drive Suite 250
Plano, TX 75024-4246
Tel: (214) 473-2400 / Fax: (214) 473-2401
www.stantec.com

Legend

Notes

Revision	By	Appd	YYYY.MM.DD

Issued	By	Appd	YYYY.MM.DD
95% CONSTRUCTION DOCUMENTS	TEAM	BH	2017.06.09

Permit-Seal

PRELIMINARY
NOT FOR CONSTRUCTION
Not for permits, pricing or other official purposes.
This document has not been completed or checked and is for general information or comment only.

Client/Project
Highland Park ISD

Highland Park High School Northwest Addition & Renovations
4220 Emerson Ave
Dallas, TX 75205

Title
CODE INFORMATION

Project No. 214000475
Scale As indicated
Revision
Drawing No. **G101**

WALL TO DECK RATING LEGEND

NEW FIRE SEPARATION WALLS

1-HR WALL TO DECK (45 MIN DRS)
UL No U465 AT STUD CONSTR
NCMA-TEK 7-1A -FIRE RESISTANCE (2001) AT CMU CONSTR

2-HR AREA SEPARATION WALL TO DECK (1.5 HR DRS)
UL No U411 AT STUD CONSTR
NCMA-TEK 7-1A -FIRE RESISTANCE (2001) AT CMU CONSTR
UL No U905 AT CMU CONSTR

EXISTING FIRE SEPARATION WALLS

EXISTING 1-HR WALL

EXISTING 2-HR WALL

EXISTING 4-HR WALL DEGRADED TO 2-HR WALL
REF. 2015 IBC - TABLE 706.4 - EXC A

NOTES:

1. ALL WALLS ARE NON-RATED WALLS TO BOTTOM OF DECK (UON).

2. ALL NON-LOADBEARING CMU WALLS SPAN VERTICALLY (UON).

3. ALL COLUMN ENCLOSURES SHALL BE THE SAME HEIGHT AS THE ADJACENT WALL (UON).

4. BRACE ALL WALLS TO STRUC ABOVE AS NOTED IN WALL BRACING NOTES AND WALL TERMINATION DETAILS ON SHEET A005 - A008.

5. REFER TO PARTITION TYPES & WALL CONSTRUCTION AND RATED ASSEMBLY UL NOS., SHEET A003, TYP.

6. FIRE RATING OF ANY "EXTERIOR" LOAD BEARING WALLS SHALL CONTINUE FOR A MIN OF 30" BELOW ROOF LINES AT STEPPED BUILDING LOCATIONS, SUCH SAME WALL BELOW SUCH POINT IS AN "INTERIOR" LOAD BEARING WALL AND FIRE RATED ACCORDING TO "INTERIOR" LOAD BEARING WALLS.

7. MARKING OF FIRE RATED & SMOKE STOP PARTITIONS: PERMANENTLY MARK ALL SMOKE BARRIERS, FIRE PARTITIONS, SHAFT ENCLOSURES, FIRE BARRIERS ABOVE CEILINGS AS FOLLOWS: "FIRE AND SMOKE BARRIER-PROTECT ALL OPENINGS", LETTERS SHALL BE MINIMUM 2 1/2" IN HEIGHT AND PAINTED RED. PROVIDE ONE TIME PER STRUCTURAL BAY.

8. PROTECT ALL CONDUIT, PIPES, DUCTS, AND MISC PENETRATIONS THROUGH RATED WALLS, FLOOR OR ROOF WITH FIRE SAFING INSULATION AND FIRE STOP SEALANT. REFER TO UL GUIDELINES FOR APPROPRIATE ASSEMBLIES.

9. PROVIDE DAMPERS AND LIGHT FIXTURE PROTECTION AS REQUIRED BY UL ASSEMBLIES.

10. PROVIDE SPRAY-ON FIRE PROTECTION FOR STRUCTURAL MEMBERS CROSSING FROM AN AREA DESIGNATED TO BE A FIRE RATED FLOOR/CEILING AND OR FIRE RATED ROOF/CEILING ASSEMBLY INTO AREAS WITH ANY OTHER FIRE ASSEMBLY OR NO FIRE ASSEMBLY FOR THEIR FULL LENGTH, TYP.

11. UL ASSEMBLIES INDICATED ESTABLISH A PERFORMANCE BASIS. OTHER ASSEMBLIES MAY BE CONSIDERED AT THE DISCRETION OF THE ARCHITECT IF EQUIVALENT PERFORMANCE IS PROVIDED. SUBSTITUTION PROPOSALS SHALL INCLUDE CHANGES REQUIRED TO ALL COMPONENTS OF THE ASSEMBLY.

HATCH LEGEND

EXISTING AREA - NOT IN SCOPE OF WORK

EXISTING AREA - IN SCOPE OF WORK

ST — STAIR

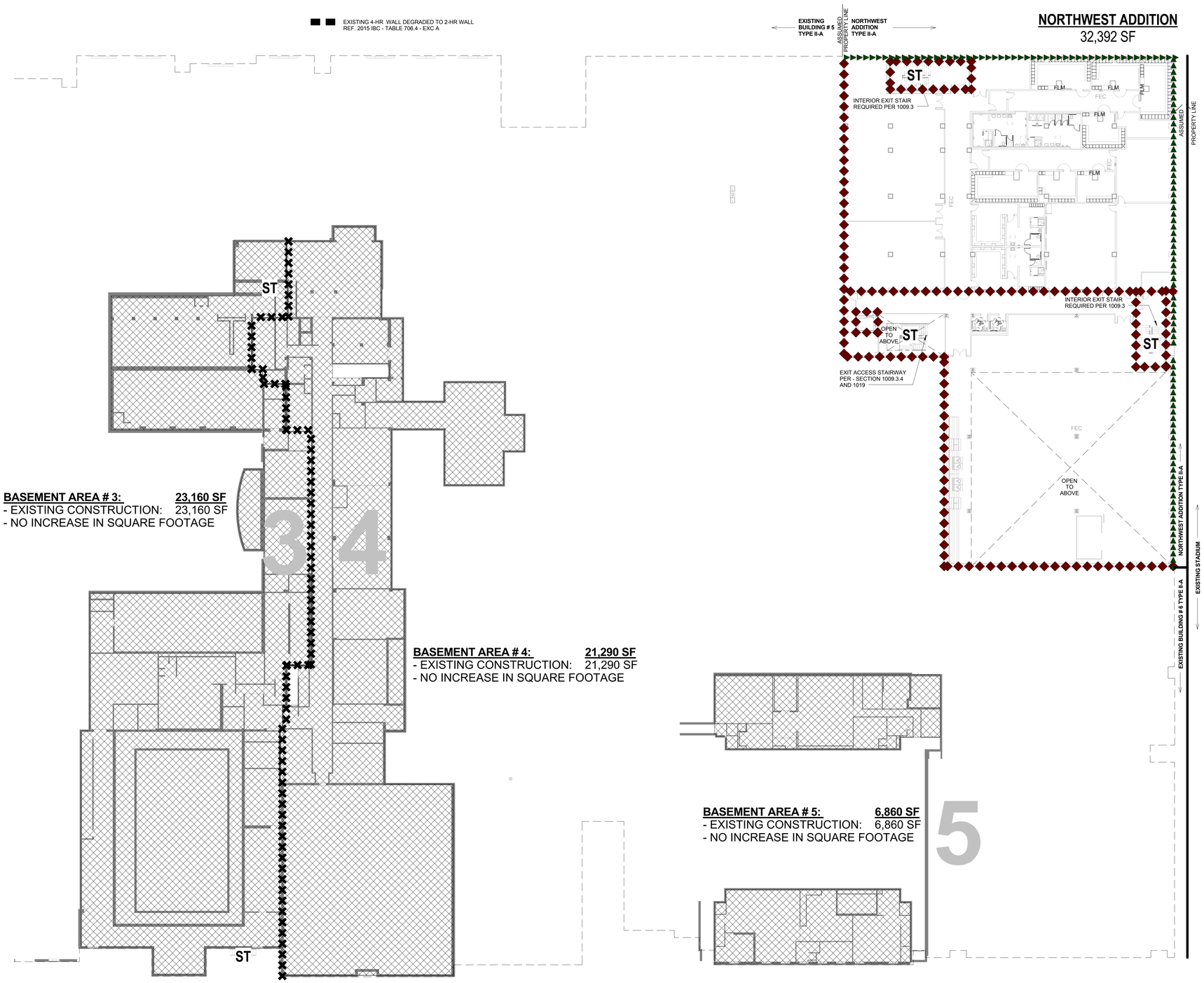

E2 / G102 **CODE PLAN - BASEMENT LEVEL**
1" = 20'-0"

Stantec

Stantec Architecture Inc.
5717 Legacy Drive Suite 250
Plano, TX 75024-4246
Tel: (214) 473-2400 / Fax: (214) 473-2401
www.stantec.com

Legend

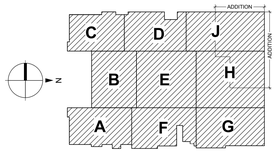

Notes

Revision	By	Appd	YYYY.MM.DD
95% CONSTRUCTION DOCUMENTS	TEAM	BH	2017.06.09
Issued	By	Appd	YYYY.MM.DD

Permit-Seal

PRELIMINARY
NOT FOR CONSTRUCTION

Not for permits, pricing or other official purposes.
This document has not been completed or checked and is for general information or comment only.

Client/Project
Highland Park ISD

Highland Park High School Northwest Addition & Renovations
4220 Emerson Ave
Dallas, TX 75205

Title
CODE INFORMATION BASEMENT LEVEL

Project No. 214000475
Scale As indicated
Revision
Drawing No.

G102

WALL TO DECK RATING LEGEND

NEW FIRE SEPARATION WALLS

1-HR WALL TO DECK (45 MIN DRS)
UL No U465 AT STUD CONSTR
NCMA-TEK 7-1A -FIRE RESISTANCE (2001) AT CMU CONSTR

2-HR AREA SEPARATION WALL TO DECK (1.5 HR DRS)
UL No U411 AT STUD CONSTR
NCMA-TEK 7-1A -FIRE RESISTANCE (2001) AT CMU CONSTR
UL No U905 AT CMU CONSTR

EXISTING FIRE SEPARATION WALLS

EXISTING 1-HR WALL

EXISTING 2-HR WALL

EXISTING 4-HR WALL DEGRADED TO 2-HR WALL
REF. 2015 IBC - TABLE 706.4 - EXC A

NOTES:

1. ALL WALLS ARE NON-RATED WALLS TO BOTTOM OF DECK (UON).
2. ALL NON-LOADBEARING CMU WALLS SPAN VERTICALLY (UON).
3. ALL COLUMN ENCLOSURES SHALL BE THE SAME HEIGHT AS THE ADJACENT WALL (UON).
4. BRACE ALL WALLS TO STRUC ABOVE AS NOTED IN WALL BRACING NOTES AND WALL TERMINATION DETAILS ON SHEET A005 - A008.
5. REFER TO PARTITION TYPES & WALL CONSTRUCTION AND RATED ASSEMBLY UL NOS., SHEET A003, TYP.
6. FIRE RATING OF ANY "EXTERIOR" LOAD BEARING WALLS SHALL CONTINUE FOR A MIN OF 30" BELOW ROOF LINES AT STEPPED BUILDING LOCATIONS, SUCH SAME WALL BELOW SUCH POINT IS AN "INTERIOR" LOAD BEARING WALL AND FIRE RATED ACCORDING TO "INTERIOR" LOAD BEARING WALLS.
7. MARKING OF FIRE RATED & SMOKE STOP PARTITIONS: PERMANENTLY MARK ALL SMOKE BARRIERS, FIRE PARTITIONS, SHAFT ENCLOSURES, FIRE BARRIERS ABOVE CEILINGS AS FOLLOWS: "FIRE AND SMOKE BARRIER-PROTECT ALL OPENINGS". LETTERS SHALL BE MINIMUM 2 1/2" IN HEIGHT AND PAINTED RED. PROVIDE ONE TIME PER STRUCTURAL BAY.
8. PROTECT ALL CONDUIT, PIPES, DUCTS, AND MISC PENETRATIONS THROUGH RATED WALLS, FLOOR OR ROOF WITH FIRE SAFING INSULATION AND FIRE STOP SEALANT. REFER TO UL GUIDELINES FOR APPROPRIATE ASSEMBLIES.
9. PROVIDE DAMPERS AND LIGHT FIXTURE PROTECTION AS REQUIRED BY UL ASSEMBLIES.
10. PROVIDE SPRAY-ON FIRE PROTECTION FOR STRUCTURAL MEMBERS CROSSING FROM AN AREA DESIGNATED TO BE A FIRE RATED FLOOR/CEILING AND OR FIRE RATED ROOF/CEILING ASSEMBLY INTO AREAS WITH ANY OTHER FIRE ASSEMBLY OR NO FIRE ASSEMBLY FOR THEIR FULL LENGTH, TYP.
11. UL ASSEMBLIES INDICATED ESTABLISH A PERFORMANCE BASIS. OTHER ASSEMBLIES MAY BE CONSIDERED AT THE DISCRETION OF THE ARCHITECT IF EQUIVALENT PERFORMANCE IS PROVIDED. SUBSTITUTION PROPOSALS SHALL INCLUDE CHANGES REQUIRED TO ALL COMPONENTS OF THE ASSEMBLY.

HATCH LEGEND

EXISTING AREA - NOT IN SCOPE OF WORK

EXISTING AREA - IN SCOPE OF WORK

ST — STAIR

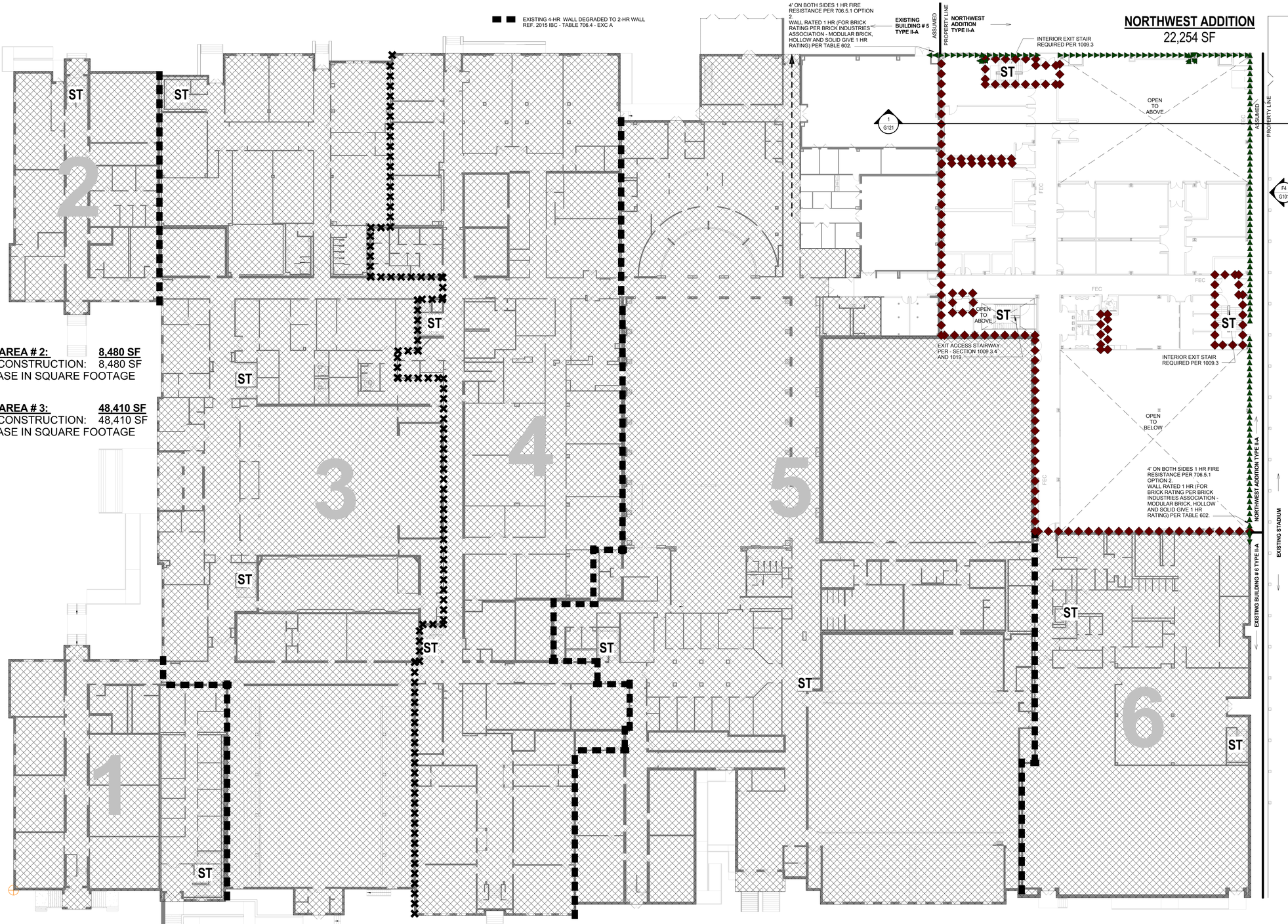

1ST FLOOR AREA # 2: **8,480 SF**
- EXISTING CONSTRUCTION: 8,480 SF
- NO INCREASE IN SQUARE FOOTAGE

1ST FLOOR AREA # 3: **48,410 SF**
- EXISTING CONSTRUCTION: 48,410 SF
- NO INCREASE IN SQUARE FOOTAGE

1ST FLOOR AREA # 1: **12,050 SF**
- EXISTING CONSTRUCTION: 12,050 SF
- NO INCREASE IN SQUARE FOOTAGE

1ST FLOOR AREA # 4: **40,520 SF**
- EXISTING CONSTRUCTION: 40,520 SF
- NO INCREASE IN SQUARE FOOTAGE

1ST FLOOR AREA # 5: **73,240 SF**
- EXISTING CONSTRUCTION: 73,240 SF
- NO INCREASE IN SQUARE FOOTAGE

1ST FLOOR AREA # 6: **20,100 SF**
- EXISTING CONSTRUCTION: 20,100 SF
- NO INCREASE IN SQUARE FOOTAGE

F1 / G103 **CODE PLAN - FIRST LEVEL**
1" = 20'-0"

Stantec
Stantec Architecture Inc.
5717 Legacy Drive Suite 250
Plano, TX 75024-4246
Tel: (214) 473-2400 / Fax: (214) 473-2401
www.stantec.com

Legend

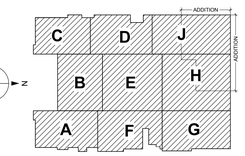

Notes

Revision	By	Appd	YYYY.MM.DD
95% CONSTRUCTION DOCUMENTS	TEAM	BH	2017.06.09
Issued	By	Appd	YYYY.MM.DD

Permit-Seal

PRELIMINARY
NOT FOR CONSTRUCTION
Not for permits, pricing or other official purposes.
This document has not been completed or checked and is for general information or comment only.

Client/Project
Highland Park ISD

Highland Park High School Northwest Addition & Renovations
4220 Emerson Ave
Dallas, TX 75205

Title
CODE INFORMATION FIRST LEVEL

Project No. 214000475
Scale As indicated
Revision
Drawing No. **G103**

C:\Users\Public\Documents\Local_files\214000475_HPHS Add & Reno_A16_brett.hobbs_stantec_com.rvt
6/9/2017 11:48:45 AM

ORIGINAL SHEET - ARCH E1 (30"x42")

WALL TO DECK RATING LEGEND

NEW FIRE SEPARATION WALLS

1-HR WALL TO DECK (45 MIN DRS)
UL No U465 AT STUD CONSTR
NCMA-TEK 7-1A -FIRE RESISTANCE (2001) AT CMU CONSTR

2-HR AREA SEPARATION WALL TO DECK (1.5 HR DRS)
UL No U411 AT STUD CONSTR
NCMA-TEK 7-1A -FIRE RESISTANCE (2001) AT CMU CONSTR
UL No U905 AT CMU CONSTR

EXISTING FIRE SEPARATION WALLS

EXISTING 1-HR WALL

EXISTING 2-HR WALL

EXISTING 4-HR WALL DEGRADED TO 2-HR WALL
REF. 2015 IBC - TABLE 706.4 - EXC A

NOTES:

1. ALL WALLS ARE NON-RATED WALLS TO BOTTOM OF DECK (UON).
2. ALL NON-LOADBEARING CMU WALLS SPAN VERTICALLY (UON).
3. ALL COLUMN ENCLOSURES SHALL BE THE SAME HEIGHT AS THE ADJACENT WALL (UON).
4. BRACE ALL WALLS TO STRUC ABOVE AS NOTED IN WALL BRACING NOTES AND WALL TERMINATION DETAILS ON SHEET A005 - A008.
5. REFER TO PARTITION TYPES & WALL CONSTRUCTION AND RATED ASSEMBLY UL NOS., SHEET A003, TYP.
6. FIRE RATING OF ANY "EXTERIOR" LOAD BEARING WALLS SHALL CONTINUE FOR A MIN OF 30" BELOW ROOF LINES AT STEPPED BUILDING LOCATIONS, SUCH SAME WALL BELOW SUCH POINT IS AN "INTERIOR" LOAD BEARING WALL AND FIRE RATED ACCORDING TO "INTERIOR" LOAD BEARING WALLS.
7. MARKING OF FIRE RATED & SMOKE STOP PARTITIONS: PERMANENTLY MARK ALL SMOKE BARRIERS, FIRE PARTITIONS, SHAFT ENCLOSURES, FIRE BARRIERS ABOVE CEILINGS AS FOLLOWS: "FIRE AND SMOKE BARRIER-PROTECT ALL OPENINGS". LETTERS SHALL BE MINIMUM 2 1/2" IN HEIGHT AND PAINTED RED. PROVIDE ONE TIME PER STRUCTURAL BAY.
8. PROTECT ALL CONDUIT, PIPES, DUCTS, AND MISC PENETRATIONS THROUGH RATED WALLS, FLOOR OR ROOF WITH FIRE SAFING INSULATION AND FIRE STOP SEALANT. REFER TO UL GUIDELINES FOR APPROPRIATE ASSEMBLIES.
9. PROVIDE DAMPERS AND LIGHT FIXTURE PROTECTION AS REQUIRED BY UL ASSEMBLIES.
10. PROVIDE SPRAY-ON FIRE PROTECTION FOR STRUCTURAL MEMBERS CROSSING FROM AN AREA DESIGNATED TO BE A FIRE RATED FLOOR/CEILING AND OR FIRE RATED ROOF/CEILING ASSEMBLY INTO AREAS WITH ANY OTHER FIRE ASSEMBLY OR NO FIRE ASSEMBLY FOR THEIR FULL LENGTH, TYP.
11. UL ASSEMBLIES INDICATED ESTABLISH A PERFORMANCE BASIS. OTHER ASSEMBLIES MAY BE CONSIDERED AT THE DISCRETION OF THE ARCHITECT IF EQUIVALENT PERFORMANCE IS PROVIDED. SUBSTITUTION PROPOSALS SHALL INCLUDE CHANGES REQUIRED TO ALL COMPONENTS OF THE ASSEMBLY.

HATCH LEGEND

EXISTING AREA - NOT IN SCOPE OF WORK

EXISTING AREA - IN SCOPE OF WORK

ST — STAIR

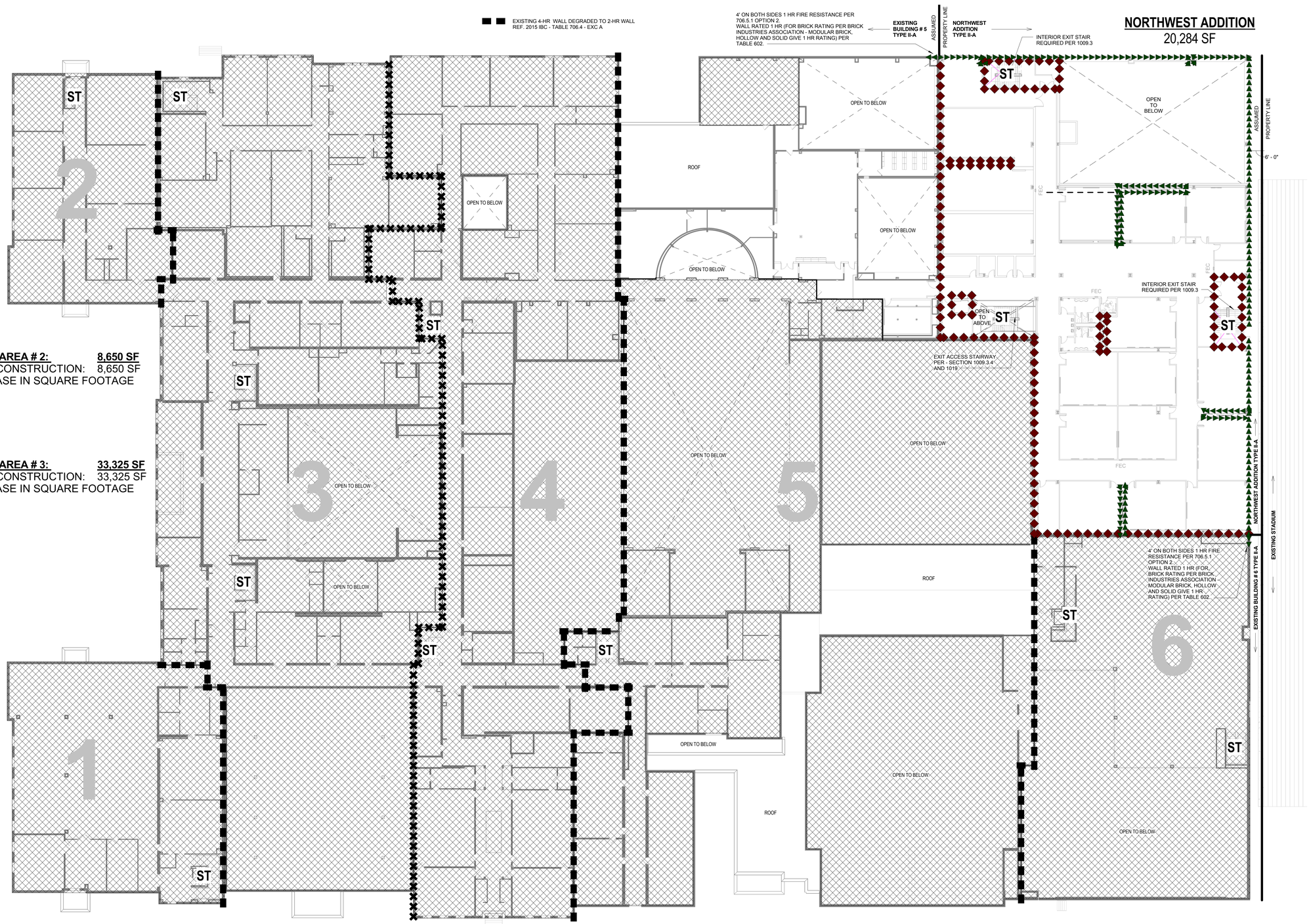

2ND FLOOR AREA # 2: **8,650 SF**
- EXISTING CONSTRUCTION: 8,650 SF
- NO INCREASE IN SQUARE FOOTAGE

2ND FLOOR AREA # 3: **33,325 SF**
- EXISTING CONSTRUCTION: 33,325 SF
- NO INCREASE IN SQUARE FOOTAGE

2ND FLOOR AREA # 1: **12,050 SF**
- EXISTING CONSTRUCTION: 12,050 SF
- NO INCREASE IN SQUARE FOOTAGE

2ND FLOOR AREA # 4: **33,500 SF**
- EXISTING CONSTRUCTION: 33,500 SF
- NO INCREASE IN SQUARE FOOTAGE

2ND FLOOR AREA # 5: **10,150 SF**
- EXISTING CONSTRUCTION: 10,150 SF
- NO INCREASE IN SQUARE FOOTAGE

2ND FLOOR AREA # 6: **9,694 SF**
- EXISTING CONSTRUCTION: 9,694 SF
- NO INCREASE IN SQUARE FOOTAGE

F1 / G104 **CODE PLAN - SECOND LEVEL**
1" = 20'-0"

Stantec
Stantec Architecture Inc.
5717 Legacy Drive Suite 250
Plano, TX 75024-4246
Tel: (214) 473-2400 / Fax: (214) 473-2401
www.stantec.com

Legend

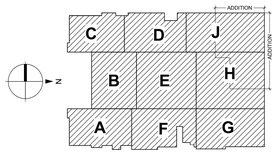

Notes

Revision	By	Appd	YYYY.MM.DD
95% CONSTRUCTION DOCUMENTS	TEAM	BH	2017.06.09
Issued	By	Appd	YYYY.MM.DD

Permit-Seal

PRELIMINARY
NOT FOR CONSTRUCTION
Not for permits, pricing or other official purposes.
This document has not been completed or checked and is for general information or comment only.

Client/Project
Highland Park ISD

Highland Park High School Northwest Addition & Renovations
4220 Emerson Ave
Dallas, TX 75205

Title
CODE INFORMATION SECOND LEVEL

Project No. 214000475
Scale As indicated
Revision
Drawing No. **G104**

C:\Users\PublicIs\Documents\Local_Revit_Files\214000475_HPHS Addit & Renov_A16_brett.bolde.stantec_com.rvt
6/9/2017 11:49:00 AM

ORIGINAL SHEET - ARCH E1 (30"x42")

WALL TO DECK RATING LEGEND

NEW FIRE SEPARATION WALLS

1-HR WALL TO DECK (45 MIN DRS)
UL No U465 AT STUD CONSTR
NCMA-TEK 7-1A -FIRE RESISTANCE (2001) AT CMU CONSTR

2-HR AREA SEPARATION WALL TO DECK (1.5 HR DRS)
UL No U411 AT STUD CONSTR
NCMA-TEK 7-1A -FIRE RESISTANCE (2001) AT CMU CONSTR
UL No U905 AT CMU CONSTR

EXISTING FIRE SEPARATION WALLS

EXISTING 1-HR WALL

EXISTING 2-HR WALL

EXISTING 4-HR WALL DEGRADED TO 2-HR WALL
REF. 2015 IBC - TABLE 706.4 - EXC A

NOTES:

1. ALL WALLS ARE NON-RATED WALLS TO BOTTOM OF DECK (UON).
2. ALL NON-LOADBEARING CMU WALLS SPAN VERTICALLY (UON).
3. ALL COLUMN ENCLOSURES SHALL BE THE SAME HEIGHT AS THE ADJACENT WALL (UON).
4. BRACE ALL WALLS TO STRUC ABOVE AS NOTED IN WALL BRACING NOTES AND WALL TERMINATION DETAILS ON SHEET A005 - A008.
5. REFER TO PARTITION TYPES & WALL CONSTRUCTION AND RATED ASSEMBLY UL NOS., SHEET A003, TYP.
6. FIRE RATING OF ANY "EXTERIOR" LOAD BEARING WALLS SHALL CONTINUE FOR A MIN OF 30" BELOW ROOF LINES AT STEPPED BUILDING LOCATIONS. SUCH SAME WALL BELOW SUCH POINT IS AN "INTERIOR" LOAD BEARING WALL AND FIRE RATED ACCORDING TO "INTERIOR" LOAD BEARING WALLS.
7. MARKING OF FIRE RATED & SMOKE STOP PARTITIONS: PERMANENTLY MARK ALL SMOKE BARRIERS, FIRE PARTITIONS, SHAFT ENCLOSURES, FIRE BARRIERS ABOVE CEILINGS AS FOLLOWS: "FIRE AND SMOKE BARRIER-PROTECT ALL OPENINGS". LETTERS SHALL BE MINIMUM 2 1/2" IN HEIGHT AND PAINTED RED. PROVIDE ONE TIME PER STRUCTURAL BAY.
8. PROTECT ALL CONDUIT, PIPES, DUCTS, AND MISC PENETRATIONS THROUGH RATED WALLS, FLOOR OR ROOF WITH FIRE SAFING INSULATION AND FIRE STOP SEALANT. REFER TO UL GUIDELINES FOR APPROPRIATE ASSEMBLIES.
9. PROVIDE DAMPERS AND LIGHT FIXTURE PROTECTION AS REQUIRED BY UL ASSEMBLIES.
10. PROVIDE SPRAY-ON FIRE PROTECTION FOR STRUCTURAL MEMBERS CROSSING FROM AN AREA DESIGNATED TO BE A FIRE RATED FLOOR/CEILING AND OR FIRE RATED ROOF/CEILING ASSEMBLY INTO AREAS WITH ANY OTHER FIRE ASSEMBLY OR NO FIRE ASSEMBLY FOR THEIR FULL LENGTH, TYP.
11. UL ASSEMBLIES INDICATED ESTABLISH A PERFORMANCE BASIS. OTHER ASSEMBLIES MAY BE CONSIDERED AT THE DISCRETION OF THE ARCHITECT IF EQUIVALENT PERFORMANCE IS PROVIDED. SUBSTITUTION PROPOSALS SHALL INCLUDE CHANGES REQUIRED TO ALL COMPONENTS OF THE ASSEMBLY.

HATCH LEGEND

EXISTING AREA - NOT IN SCOPE OF WORK

EXISTING AREA - IN SCOPE OF WORK

ST — STAIR

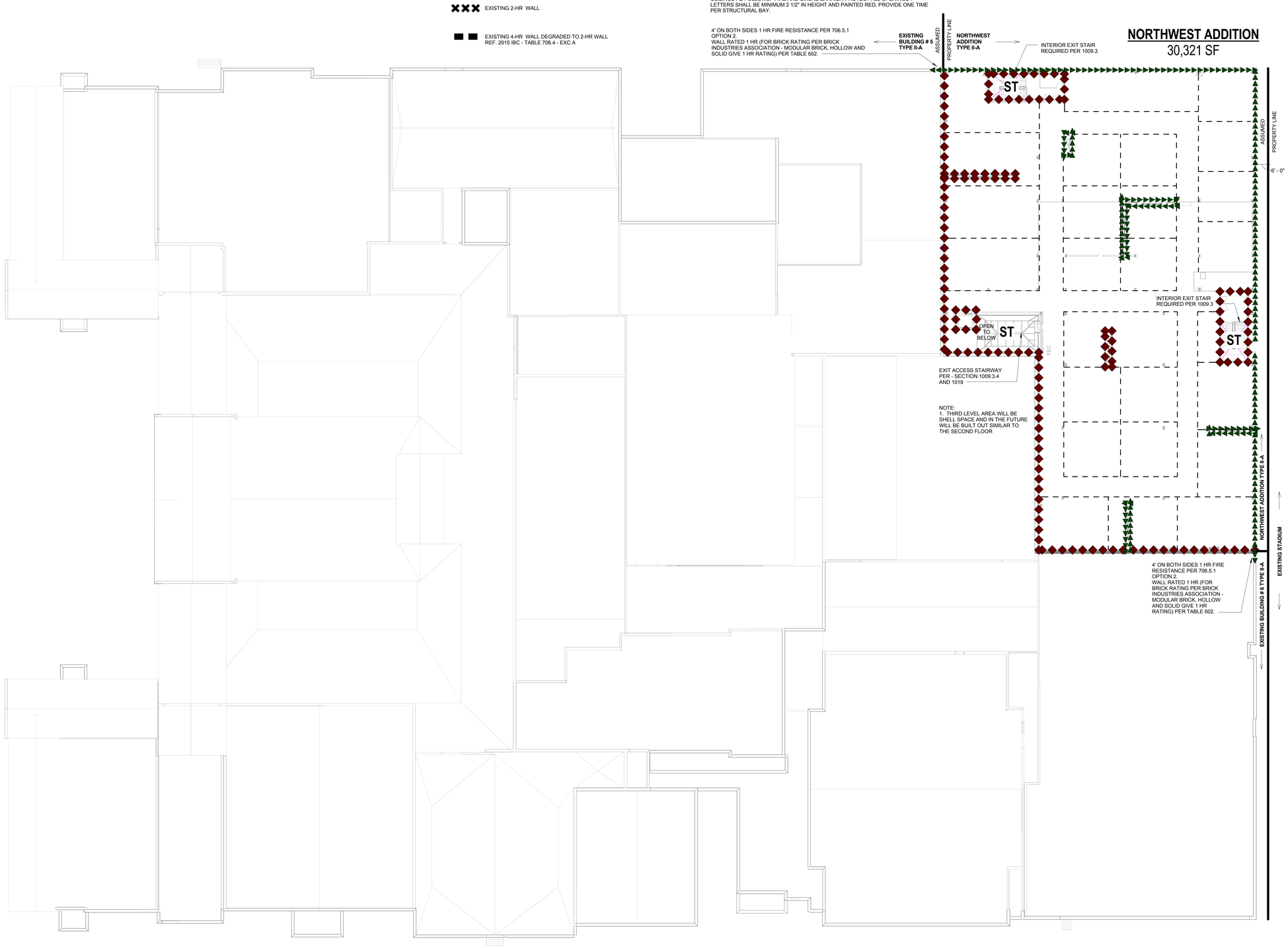

F1 / G105 **CODE PLAN - THIRD LEVEL**
1" = 20'-0"

Stantec

Stantec Architecture Inc.
5717 Legacy Drive Suite 250
Plano, TX 75024-4246
Tel: (214) 473-2400 / Fax: (214) 473-2401
www.stantec.com

Legend

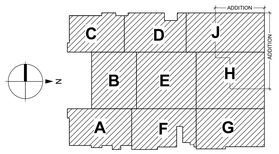

Notes

Revision	By	Appd	YYYY.MM.DD

95% CONSTRUCTION DOCUMENTS Issued	TEAM	BH	2017.06.09
	By	Appd	YYYY.MM.DD

Permit-Seal

PRELIMINARY
NOT FOR CONSTRUCTION

Not for permits, pricing or other official purposes.
This document has not been completed or checked and is for general information or comment only.

Client/Project
Highland Park ISD

Highland Park High School Northwest Addition & Renovations
4220 Emerson Ave
Dallas, TX 75205

Title
CODE INFORMATION THIRD LEVEL

Project No. 214000475
Scale As indicated
Revision
Drawing No. **G105**

C:\Users\Public\Documents\Local_Revit_Files\214000475_HPHS Add & Reno_A16_brett.hoste_stantec_com.rvt
4/7/2017 11:49:12 AM

ORIGINAL SHEET - ARCH E1 (30"x42")

CODE INFORMATION FOR EXISTING BUILDING

INFORMATION OBTAINED FROM PREVIOUSLY APPROVED SET OF CONSTRUCTION DOCUMENTS BY CITY OF UNIVERSITY PARK "HIGHLAND PARK HIGH SCHOOL - ARCHITECTURAL, MECHANICAL ADDITIONS AND RENOVATIONS, BID PACKAGE # 4 - ADDENDUM # 4 - 05-18-2000"

EGRESS REQUIREMENTS: 2015 IBC

OCCUPANCY LOADS: **(TABLE 1004.1.2)**

FUNCTION OF SPACE:	SQ. FT PER OCCUPANT:
ACCESSORY STORAGE AREAS, MECH. EQUIPMENT ROOMS	300 GROSS
ASSEMBLY W/OUT FIXED SEATS:	
CONCENTRATED (CHAIRS ONLY)	7 NET
STANDING SPACE	5 NET
UNCONCENTRATED (TABLES AND CHAIRS)	15 NET
BUSINESS AREAS	100 GROSS
CLASSROOMS	20 NET
SHOPS AND VOCATIONAL ROOMS	50 NET
EXERCISE ROOMS	50 GROSS
KITCHENS (COMMERCIAL)	200 GROSS
LOCKER ROOMS	50 NET
STAGES AND PLATFORMS	15 NET
LIBRARY:	
STACK AREA	100 NET
READING ROOM	50 NET

REQUIRED EGRESS WIDTH:

MINIMUM CORRIDOR WIDTH (TABLE 1020.2)	44" MIN OR .20" PER OCCUPANT (0.15" W/VOICE EVAC SYSTEM - SEC 1005.3.2) 72" @ OCC "E" W/CAPACITY GREATER THAN 100 OCCUPANTS. WHICHEVER IS GREATER
MINIMUM STAIR WIDTH AND CAPACITY(1011.2)	44" MIN OR .20" PER OCCUPANT WHICHEVER IS GREATER
MINIMUM EGRESS STAIR WIDTH (1009.3)	48" MIN BETWEEN HANDRAILS
NUMBER OF EXITS REQUIRED (TABLE 1006.3.1, 1006.3.2(2))	
1-49 OCCUPANTS	1
51-500 OCCUPANTS	2
501-1000 OCCUPANTS	3
1001 OR MORE OCCUPANTS	4
MAXIMUM COMMON PATH OF EGRESS TRAVEL DISTANCE (TAB 1006.2.1)	75' WITH SPRINKLER SYSTEM
MAXIMUM TRAVEL DISTANCE TO AN EXIT (TAB 1017.2)	250' WITH SPRINKLER SYSTEM

NOTE: **PER SECTION 1026.1, HORIZONTAL EXITS** SERVING AS AN EXIT IN A MEANS OF EGRESS SYSTEM SHALL COMPLY WITH THE REQUIREMENTS OF THIS SECTION. A HORIZONTAL EXIT SHALL NOT SERVE AS THE ONLY EXIT FROM A PORTION OF A BUILDING, AND WHERE TWO OR MORE EXITS ARE REQUIRED, NOT MORE THAN ONE-HALF OF THE TOTAL NUMBER OF EXITS OR TOTAL EXIT MINIMUM WIDTH OR REQUIRED CAPACITY SHALL BE HORIZONTAL EXITS.

MAXIMUM LENGTH OF DEAD END CORRIDORS (1020.4.2)	50' WHERE THE BUILDING IS EQUIPPED THROUGHOUT WITH AN AUTOMATIC SPRINKLER SYSTEMTH =
MAXIMUM LENGTH OF DEAD END CORRIDORS (1020.4.3)	2.5 TIMES THE WIDTH OF THE DEAD END CORRIDOR
EXITS THROUGH ADJOINING ROOMS (1016.2)	PERMITTED AT ACCESSORY, NON-HI-HAZARD ROOMS W/ A DECERNABLE PATH OF TRAVEL PROVIDED; NOT PERMITTED THROUGH KITCHENS, STORAGE, OR SIMILAR
COMMON PATH OF TRAVEL (1029.8)	30' FROM ANY SEAT, 50' FOR SMOKE-PROTECTED < 50 OCC SERVED = 75'-0" TO CHOICE OF 2 EXIT PATHS
MINIMUM AISLE WIDTH REQUIRED (1029.9.1)	4'-0" AT STEPPED, 3'-0" WHERE SERVING <50
FOR AISLE WITH SEATING ON ONLY ONE SIDE (1029.9.1.2)	3'-0" FOR AISLE SERVING <50 SEATS
FOR AISLE WITH SEATING ON EACH SIDE (1029.9.1.3)	23" BETWEEN HANDRAIL AND SEATING
MAXIMUM SEATING PER ROW WHEN SERVED BY AISLES 12" WIDE EACH ON BOTH ENDS OF THE ROW (1029.12.2.1)	FOR AN ASSEMBLY WITH <4000 SEATS = 21 SEATS WITHOUT BACKRESTS
INCREASE IN AISLE WIDTH PER ADDITIONAL SEAT (1029.12.2.1)	ADD 0.3" PER ADDITIONAL SEAT BYOND 21, 22" MAXIMUM TOTAL CLEAR WIDTH
WHERE SERVED BY AISLE ONLY ON ONE END OF THE ROW INCREASE IN AISLE WIDTH PER ADDITIONAL SEAT (1029.12.2.2)	ADD 0.6" PER ADDITIONAL SEAT BYOND 21, 22" MAXIMUM TOTAL CLEAR WIDTH

OCCUPANCY / EGRESS LEGEND EXISTING BUILDING:

INTERIOR AND EXTERIOR DOOR EGRESS (2015 IBC SECTION 1005.3.2)	INTERIOR AND EXTERIOR STAIR EGRESS (2015 IBC SECTIONS 1005.3.1)
X1 — 3'-0" DOOR (33" CLR) AT .15"/OCCUPANT = 220 OCCUPANTS	XA — STAIR (45" CLR) AT .2"/OCCUPANT = 225 OCCUPANTS
X2 — PAIR 3'-0" DOOR (66" CLR) AT .15"/OCCUPANT = 440 OCCUPANTS	XB — STAIR (58" CLR) AT .2"/OCCUPANT = 290 OCCUPANTS
X3 — 3'-6" DOOR (39" CLR) AT .15"/OCCUPANT = 260 OCCUPANTS	XC — STAIR (60" CLR) AT .2"/OCCUPANT = 300 OCCUPANTS
X4 — PAIR 3'-6" DOOR (81" CLR) AT .15"/OCCUPANT = 540 OCCUPANTS	XD — STAIR (70" CLR) AT .2"/OCCUPANT = 350 OCCUPANTS
X5 — 4'-0" DOOR (45" CLR) AT .15"/OCCUPANT = 300 OCCUPANTS	XE — STAIR (80" CLR) AT .2"/OCCUPANT = 400 OCCUPANTS
X6 — PAIR 4'-0" DOOR (93" CLR) AT .15"/OCCUPANT = 620 OCCUPANTS	XF — STAIR (110" CLR) AT .2"/OCCUPANT = 550 OCCUPANTS

NOTES:
INFORMATION OBTAINED FROM PREVIOUSLY APPROVED SET OF CONSTRUCTION DOCUMENTS BY CITY OF UNIVERSITY PARK "HIGHLAND PARK HIGH SCHOOL - ARCHITECTURAL, MECHANICAL ADDITIONS AND RENOVATIONS, BID PACKAGE # 4 - ADDENDUM # 4 - 05-18-2000"

OCCUPANCY / EGRESS LEGEND ADDITION:

INTERIOR AND EXTERIOR DOOR EGRESS (2015 IBC SECTION 1005.3.2)	INTERIOR AND EXTERIOR STAIR EGRESS (2015 IBC SECTIONS 1005.3.1)
1 — 3'-0" DOOR (33.2" CLR) AT .15"/OCCUPANT = 221 OCCUPANTS	A — STAIRS (72" CLR) AT .2"/OCCUPANT = 360 OCCUPANTS
2 — PAIR 3'-0" DOOR (66.4" CLR) AT .15"/OCCUPANT = 442 OCCUPANTS	B — STAIRS (120" CLR) AT .2"/OCCUPANT = 600 OCCUPANTS INTERMEDIATE HAND RAIL
3 — 3'-6" DOOR (40" CLR) AT .15"/OCCUPANT = 266 OCCUPANTS	
4 — PAIR 3'-6" DOOR (80" CLR) AT .15"/OCCUPANT = 532 OCCUPANTS	
5 — SLIDING DOOR (240" CLR) AT .15"/OCCUPANT = 1600 OCCUPANTS	
6 — 4'-0" DOOR (45" CLR) AT .15"/OCCUPANT = 300 OCCUPANTS	

NOTE:
1. 1005.3.1 STAIRWAYS EXCEPTION 1 ALLOWS FOR REDUCTION TO .2 WHERE SPRINKLER AND EVAC SYSTEMS PROVIDED.
2. 1005.3.2 OTHER EGRESS COMPONENTS EXCEPTION 1 ALLOWS FOR REDUCTION TO .15 WHERE SPRINKLER AND EVAC SYSTEMS PROVIDED.

GRAPHIC CONVENTIONS:

- EGRESS PATH

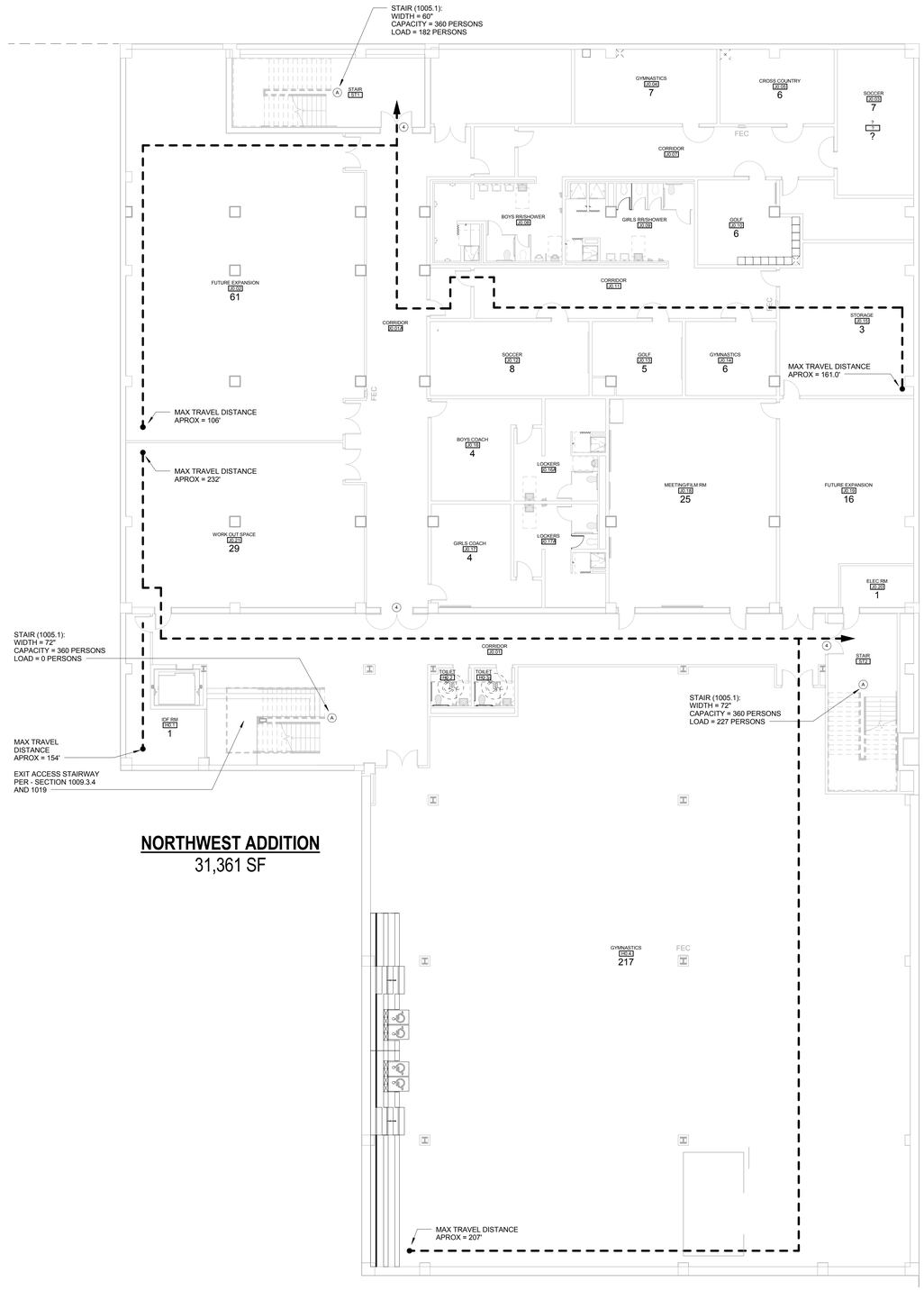

NORTHWEST ADDITION
31,361 SF

F4 / G106 **EGRESS PLAN - BASEMENT LEVEL**
3/32" = 1'-0"

Stantec

Stantec Architecture Inc.
5717 Legacy Drive Suite 250
Plano, TX 75024-4246
Tel: (214) 473-2400 / Fax: (214) 473-2401
www.stantec.com

Legend

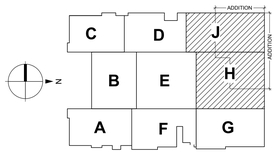

Notes

Revision	By	Appd	YYYY.MM.DD
95% CONSTRUCTION DOCUMENTS	TEAM	BH	2017.06.09
Issued	By	Appd	YYYY.MM.DD

Permit-Seal

PRELIMINARY
NOT FOR CONSTRUCTION
Not for permits, pricing or other official purposes.
This document has not been completed or checked and is for general information or comment only.

Client/Project
Highland Park ISD

Highland Park High School Northwest Addition & Renovations
4220 Emerson Ave
Dallas, TX 75205

Title
CODE EGRESS INFORMATION BASEMENT LEVEL

Project No. 214000475
Scale As indicated
Revision
Drawing No. **G106**

GENERAL EGRESS INFORMATION

1 REFER TO SHEET G106 FOR GENERAL EGRESS INFORMATION.

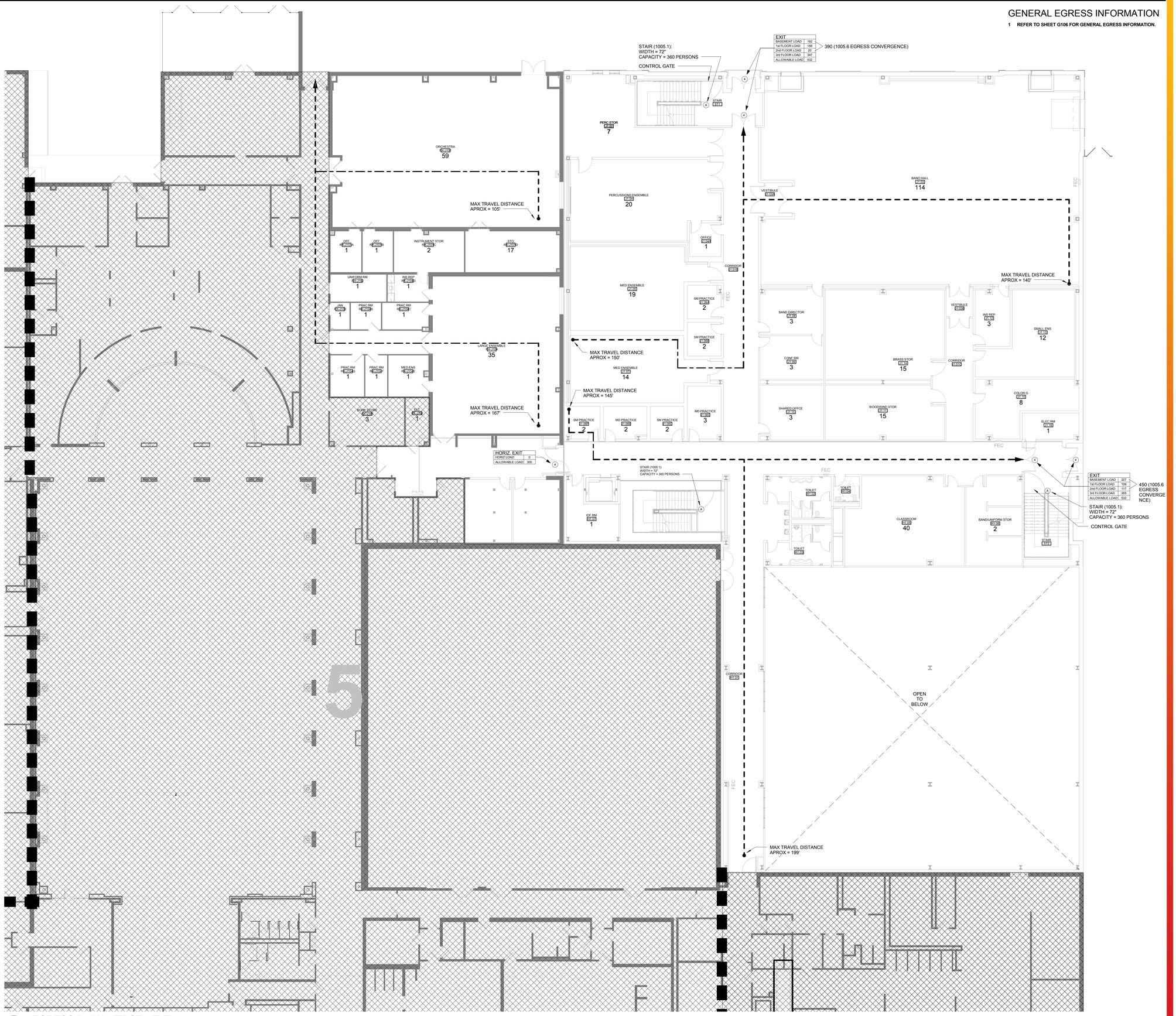

F1 G107 **EGRESS PLAN - FIRST LEVEL**

3/32" = 1'-0"

Stantec

Stantec Architecture Inc.
5717 Legacy Drive Suite 250
Plano, TX 75024-4246
Tel: (214) 473-2400 / Fax: (214) 473-2401
www.stantec.com

Legend

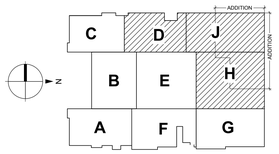

Notes

Revision	By	Appd	YYYY.MM.DD
95% CONSTRUCTION DOCUMENTS	TEAM	BH	2017.06.09
Issued	By	Appd	YYYY.MM.DD

Permit-Seal

PRELIMINARY
NOT FOR CONSTRUCTION

Not for permits, pricing or other official purposes.
This document has not been completed or checked and is for general information or comment only.

Client/Project

Highland Park ISD

Highland Park High School Northwest Addition & Renovations
4220 Emerson Ave
Dallas, TX 75205

Title

CODE EGRESS INFORMATION FIRST LEVEL

Project No. 214000475

Scale As indicated

Revision

Drawing No.

G107

C:\Users\Public\Documents\Local Revit files\214000475_HPHS Addit & Reno_A16_brett.hobbs@stantec.com.rvt
4/9/2017 11:49:33 AM

ORIGINAL SHEET - ARCH E1 (30"x42")

GENERAL EGRESS INFORMATION

1 REFER TO SHEET G106 FOR GENERAL EGRESS INFORMATION.

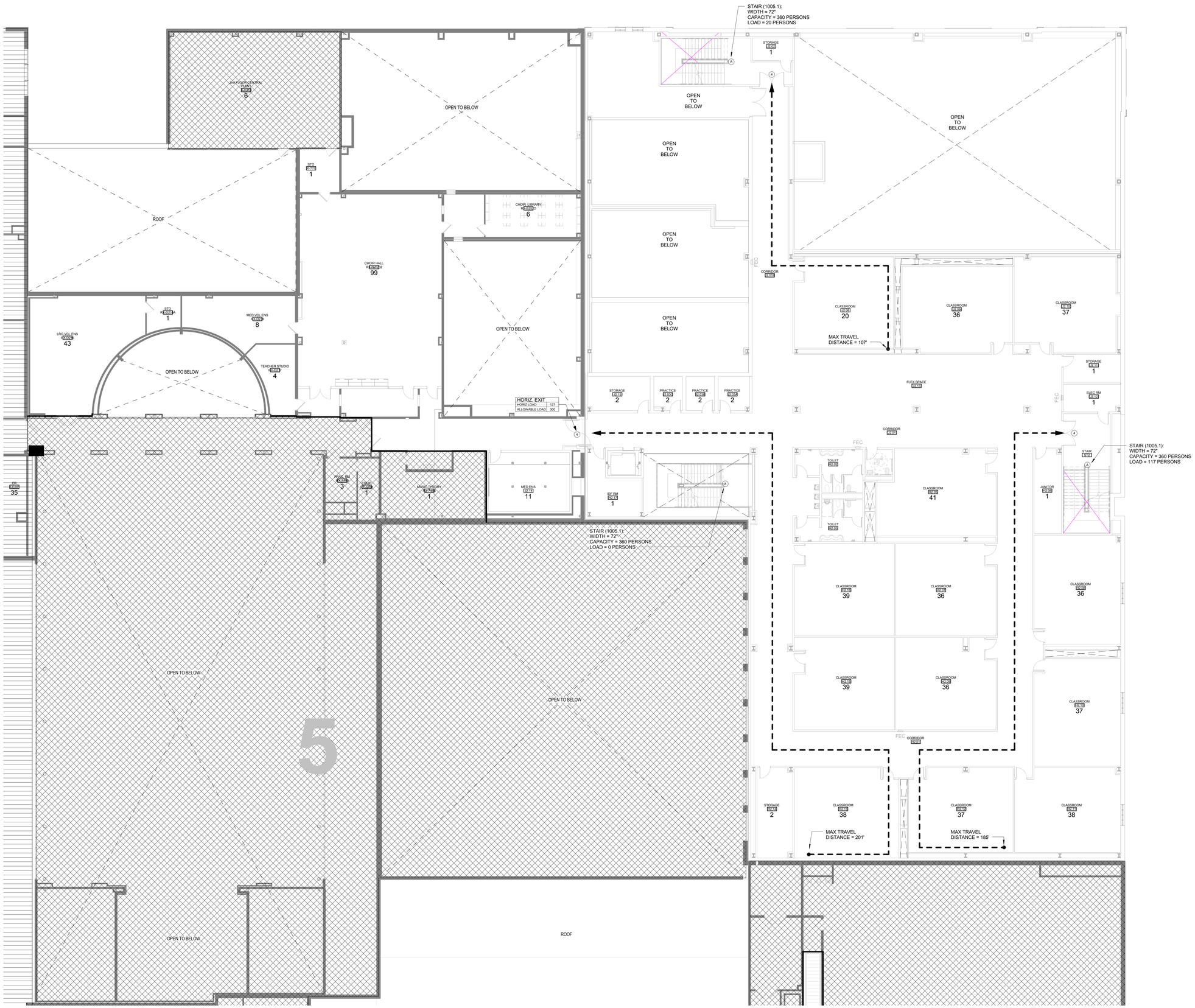

F1 / G108 **EGRESS PLAN - SECOND LEVEL**

3/32" = 1'-0"

Stantec

Stantec Architecture Inc.
5717 Legacy Drive Suite 250
Plano, TX 75024-4246
Tel: (214) 473-2400 / Fax: (214) 473-2401
www.stantec.com

Legend

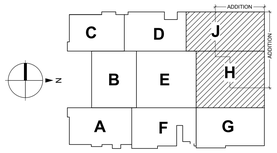

Notes

Revision	By	Appd	YYYY.MM.DD
95% CONSTRUCTION DOCUMENTS	TEAM.	BH	2017.06.09
Issued	By	Appd	YYYY.MM.DD

Permit-Seal

PRELIMINARY
NOT FOR CONSTRUCTION

Not for permits, pricing or other official purposes.
This document has not been completed or checked and is for general information or comment only.

Client/Project

Highland Park ISD

Highland Park High School Northwest Addition & Renovations
4220 Emerson Ave
Dallas, TX 75205

Title

CODE EGRESS INFORMATION SECOND LEVEL

Project No. 214000475

Scale As indicated

Revision

Drawing No.

G108

GENERAL EGRESS INFORMATION

1 **REFER TO SHEET G106 FOR GENERAL EGRESS INFORMATION.**

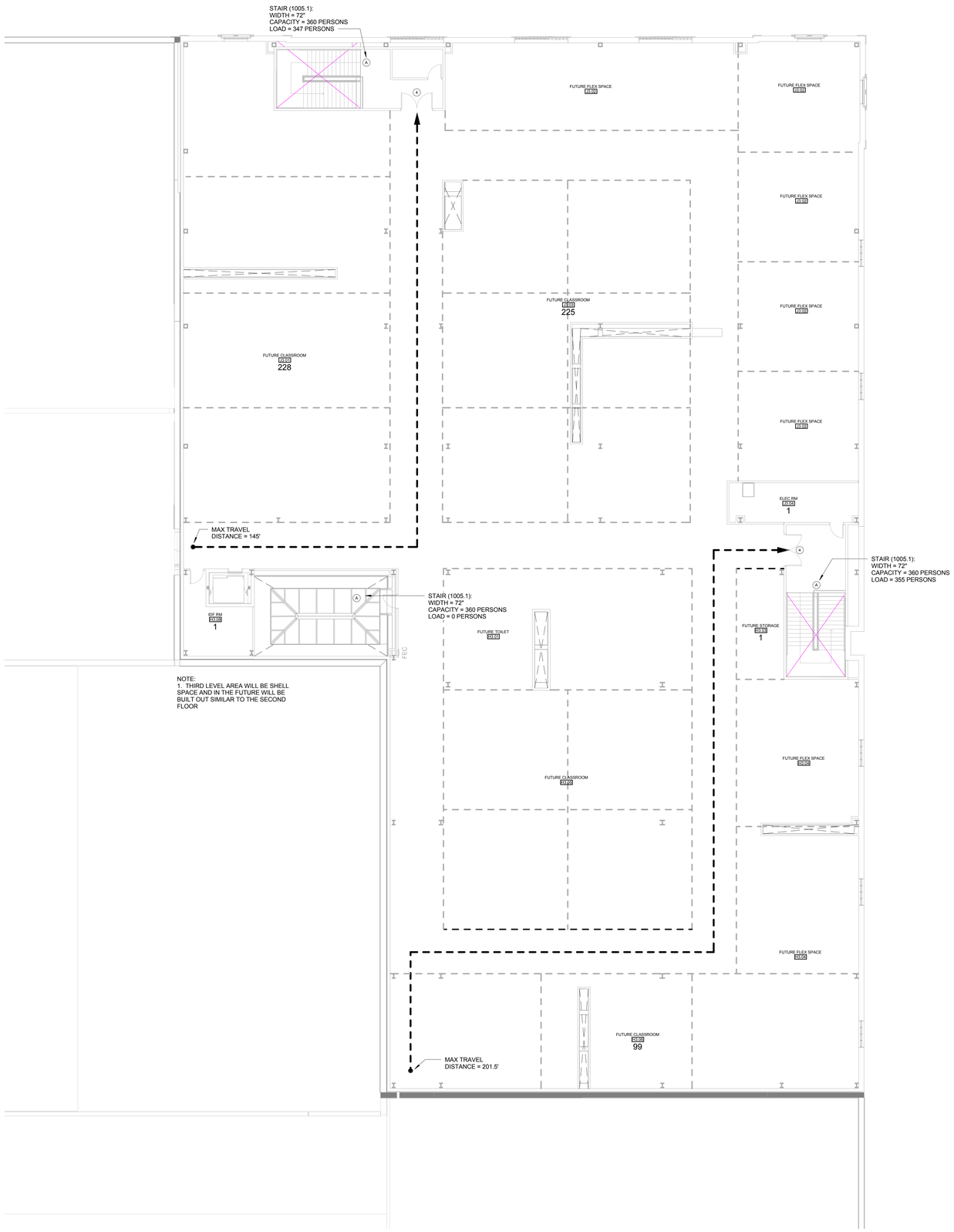

F4
G109

EGRESS PLAN - THIRD LEVEL

3/32" = 1'-0"

Stantec

Stantec Architecture Inc.
5717 Legacy Drive Suite 250
Plano, TX 75024-4246
Tel: (214) 473-2400 / Fax: (214) 473-2401
www.stantec.com

Legend

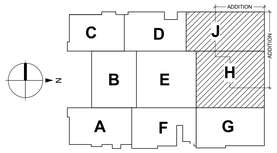

Notes

Revision	By	Appd	YYYY.MM.DD
95% CONSTRUCTION DOCUMENTS	TEAM	BH	2017.06.09
Issued	By	Appd	YYYY.MM.DD

Permit-Seal

PRELIMINARY
NOT FOR CONSTRUCTION

Not for permits, pricing or other official purposes.
This document has not been completed or checked and is for general information or comment only.

Client/Project

Highland Park ISD

Highland Park High School Northwest Addition & Renovations
4220 Emerson Ave
Dallas, TX 75205

Title

CODE EGRESS INFORMATION THIRD LEVEL

Project No.	Scale
214000475	As indicated
Revision	Drawing No.
	G109

C:\Users\Public\Documents\Local_Revit_Files\214000475_HPHS Add & Reno_A1 6_brett.bolte_stantec_com.rvt
6/9/2017 11:49:52 AM

ORIGINAL SHEET - ARCH E1 (30"x42")

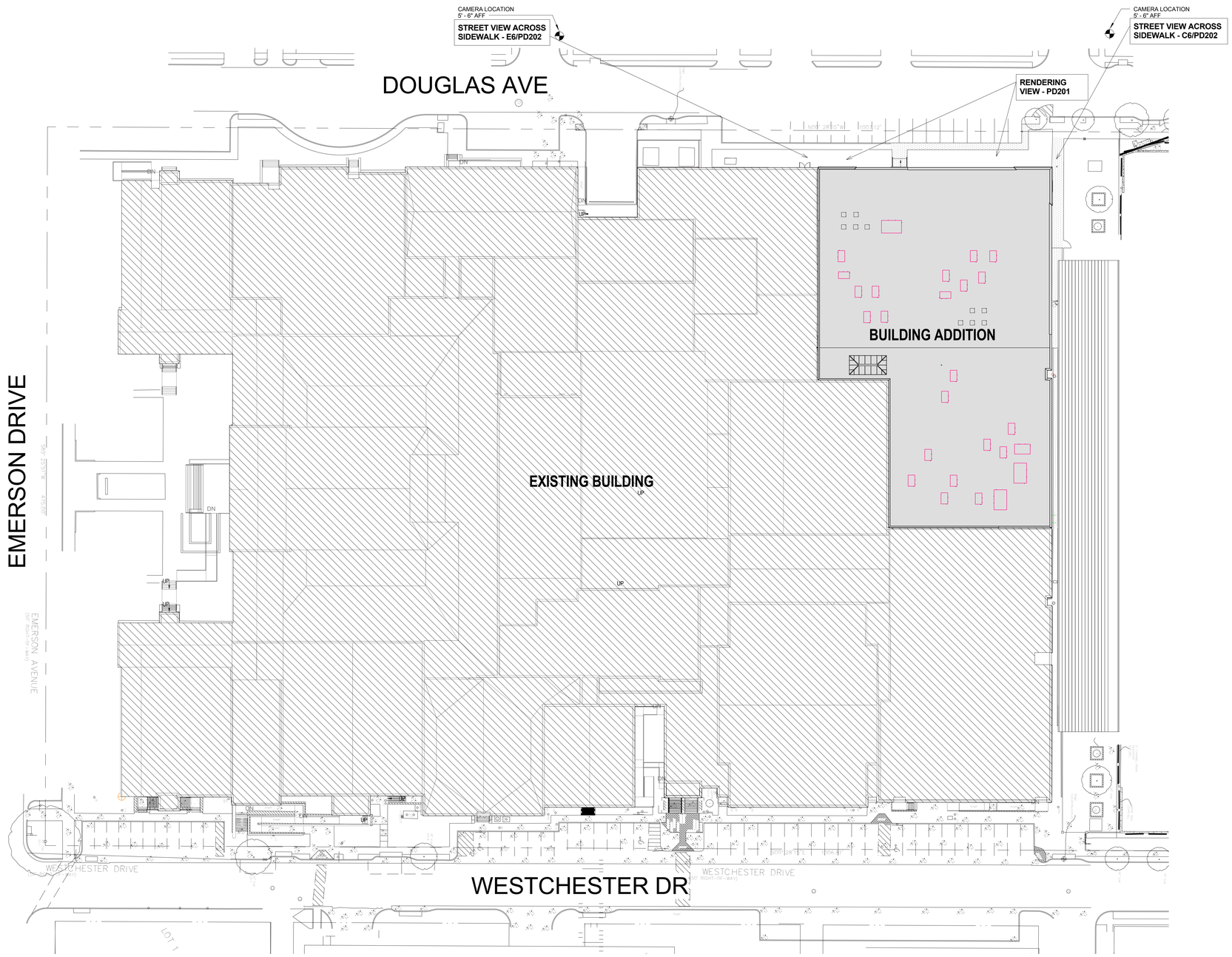

F2 PD-A001 **ARCHITECTURAL SITE PLAN**
1" = 30'-0"

Stantec

Stantec Architecture Inc.
5717 Legacy Drive Suite 250
Plano, TX 75024-4246
Tel: (214) 473-2400 / Fax: (214) 473-2401
www.stantec.com

Legend

Notes

Revision	By	Appd	YYYY.MM.DD
95% CONSTRUCTION DOCUMENTS	Author	Approver	2017.06.09
Issued	By	Appd	YYYY.MM.DD

Permit-Seal

PRELIMINARY
NOT FOR CONSTRUCTION

Not for permits, pricing or other official purposes.
This document has not been completed or checked and is for general information or comment only.

Client/Project
Highland Park ISD

Highland Park High School Northwest Addition & Renovations
4220 Emerson Ave
Dallas, TX 75205

Title
ARCHITECTURAL SITE PLAN

Project No. 214000475
Scale 1" = 30'-0"
Revision
Drawing No.

PD-A001

C:\Users\Public\Documents\Local_Revit_Files\214000475_HPHS Addit & Reno_A18_brett_hobbs_stantec_central.rvt
6/9/2017 11:50:06 AM

ORIGINAL SHEET - ARCH E1 (30"x42")

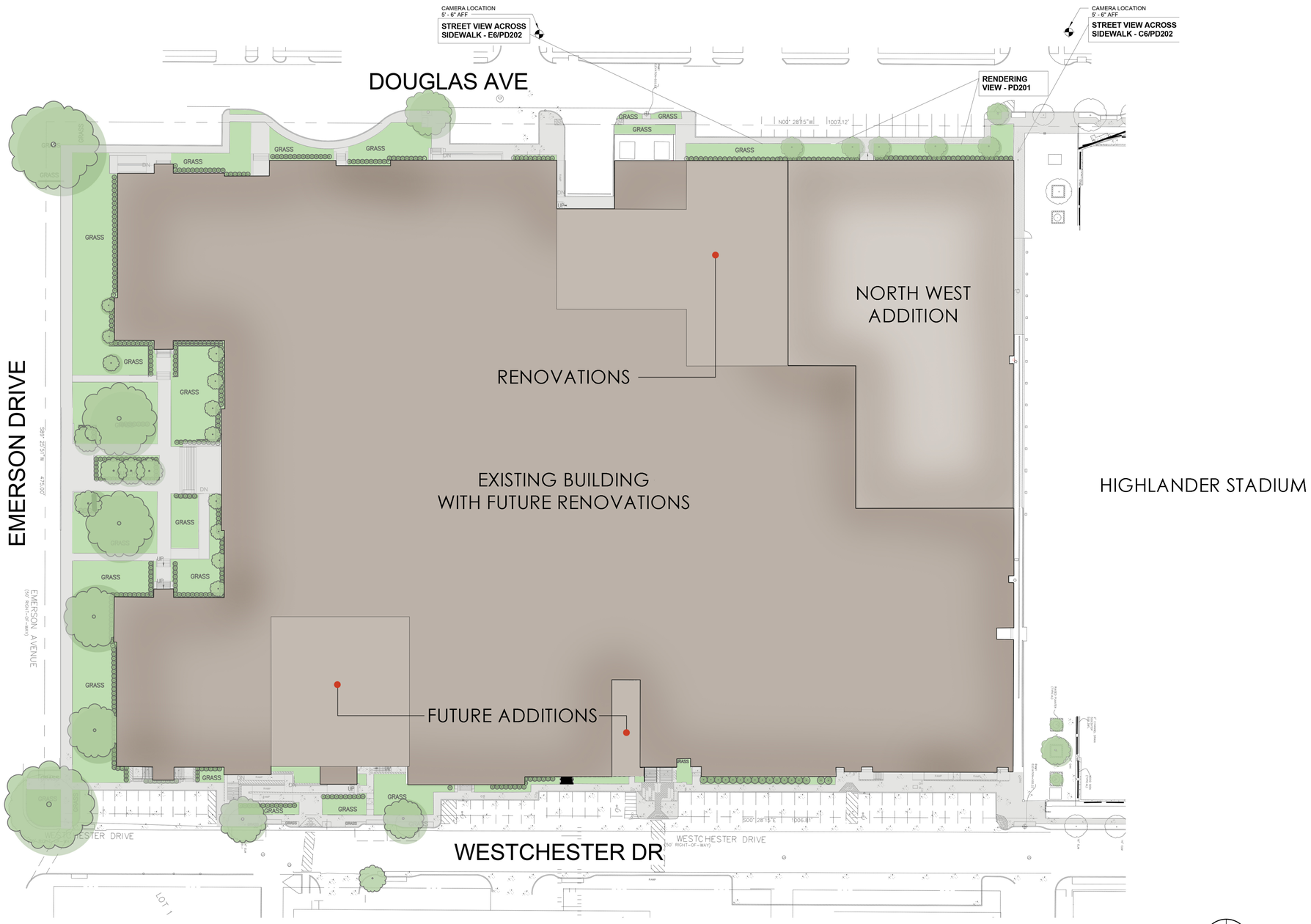

F2 PD-A002 **ARCHITECTURAL SITE PLAN RENDER**
1" = 30'-0"

Stantec

Stantec Architecture Inc.
5717 Legacy Drive Suite 250
Plano, TX 75024-4246
Tel: (214) 473-2400 / Fax: (214) 473-2401
www.stantec.com

Consultants
Consultant Type
Consultant Name

Key Plan

Notes

Revision	By	Appd	YYYY.MM.DD
95% CONSTRUCTION DOCUMENTS	Author	Approver	2017.06.09
Issued	By	Appd	YYYY.MM.DD

Permit-Seal

PRELIMINARY NOT FOR CONSTRUCTION

Not for permits, pricing or other official purposes.
This document has not been completed or checked and is for general information or comment only.

Client/Project
Highland Park ISD

Highland Park High School Northwest Addition & Renovations
4220 Emerson Ave
Dallas, TX 75205

Title
ARCHITECTURAL COLOR SITE PLAN

Project No. 214000475
Scale 1" = 30'-0"
Revision
Drawing No.

PD-A002

C:\Users\Public\Documents\Local_Revit_Files\214000475_UPHS Add & Reno_A16_brett.hoste_stantec_com.rvt
6/9/2017 11:50:24 AM

ORIGINAL SHEET - ARCH E1 (30"x42")

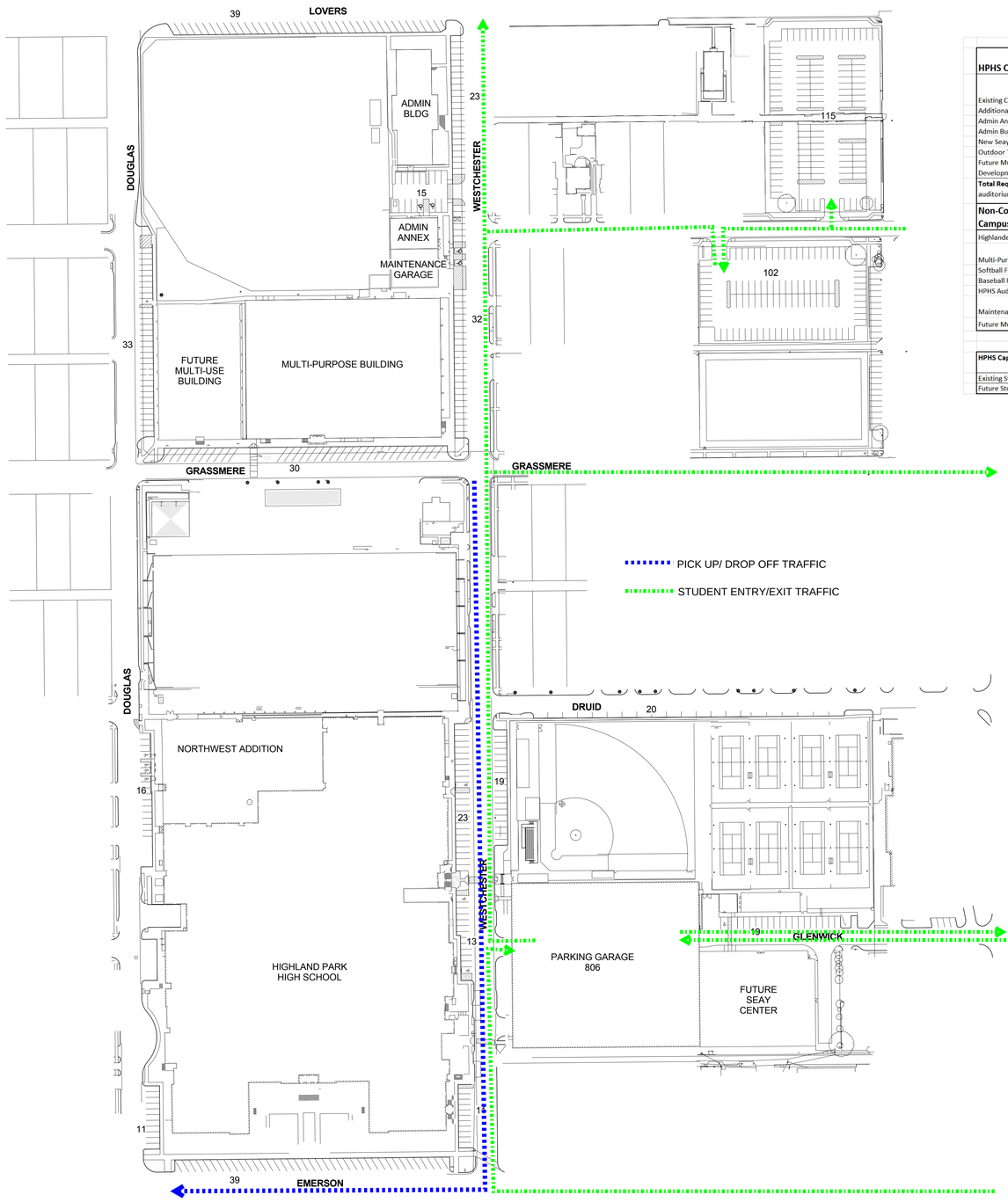

PARKING SPACE TABLE

HPHS Campus Parking Analysis	Quantity	Required Spaces	Total Required Spaces
Existing Classrooms	69	8 per classroom	552
Additional Classrooms	42	8 per classroom	336
Admin Annex Building	13,168	1 space per 300 SF	44
Admin Building	9,305	1 space per 300 SF	31
New Seay Center	23	1 space per 3 occupants	8
Outdoor Tennis Building	24	1 space per 3 occupants	8
Future Multi-Use Building - Professional Development Center	15,043	1 space per 300 SF	50
Total Required Off Street Parking (one parking space for each 4 seats in the main auditorium or 8 spaces for each classroom, whichever is greater)			**1029**
Non-Concurrent Use Buildings on Campus	**Quantity**	**Required Spaces**	**Total Required Spaces**
Highlander Seats	8,000	1 space per 4 seats	2000
Multi-Purpose Building	No parking spaces required. All users of this facility are parked through HS calculations.		
Softball Field Seating	162	1 space per 4 seats	41
Baseball Field Seating	600	1 space per 4 seats	150
HPHS Auditorium Seats	798	1 space per 4 seats	200
Maintenance Garage	No parking spaces required. Parking covered under Admin Annex		
Future Multi-Use Building - Natatorium	300	1 space per 4 seats	75

HPHS Capacity	Student Capacity	Staff Capacity	Total Capacity
Existing Student/Staff Count	2,200	207	2,407
Future Student/Staff Count	2,900	230	3,130

On-Street Parking	Existing # of Spaces	Future # of Spaces	
LOVERS LN	39	0	**Spaces not counted as they are located in the ROW**
EMERSON AVE	39	0	
DOUGLAS AVE	60	0	
GRASSMERE LN	30	0	
GLENWICK	19	0	
DRUID LANE	20	0	
WESTCHESTER DR	121	0	
Total	**328**	**-**	
Off-Street Parking			
ADMIN BUILDING PARKING LOT	15	15	
NORTHWEST ADDITION	90	0	
PARKING STRUCTURE	806	806	
LOVERS LN - HYER ST PARKING LOT	-	115	
HYER ST PARKING LOT	-	102	
FUTURE LOVERS LN WEST PARKING LOT	-	57	
Total Parking Spaces	**1,567**	**1095**	

BUS PARKING

ENTRY FOR FOOTBALL GAMES

EXIT FOR FOOTBALL GAMES

A1 PARKING MAP

PD-A003 1" = 80'-0"

Stantec

Stantec Architecture Inc.
5717 Legacy Drive Suite 250
Plano, TX 75024-4246
Tel: (214) 473-2400 / Fax: (214) 473-2401
www.stantec.com

Legend

Notes

Revision	By	Appd	YYYY.MM.DD

Issued	By	Appd	YYYY.MM.DD

Permit-Seal

PRELIMINARY
NOT FOR CONSTRUCTION

Not for permits, pricing or other official purposes.
This document has not been completed or checked and is for general information or comment only.

Client/Project
Highland Park ISD

Highland Park High School Northwest Addition & Renovations
4220 Emerson Ave
Dallas, TX 75205

Title
PARKING AND TRAFFIC PLAN

Project No. 214000475
Scale 1" = 80'-0"
Revision
Drawing No.

Sheet of 99

PD-A003

C:\Users\Public\Documents\Local_Revit_Files\214000475_HPHS Addi & Reno_A1.6_brett.hobbs_stantec_com.rvt
6/9/2017 11:50:29 AM

ORIGINAL SHEET - ARCH E1 (30"x42")

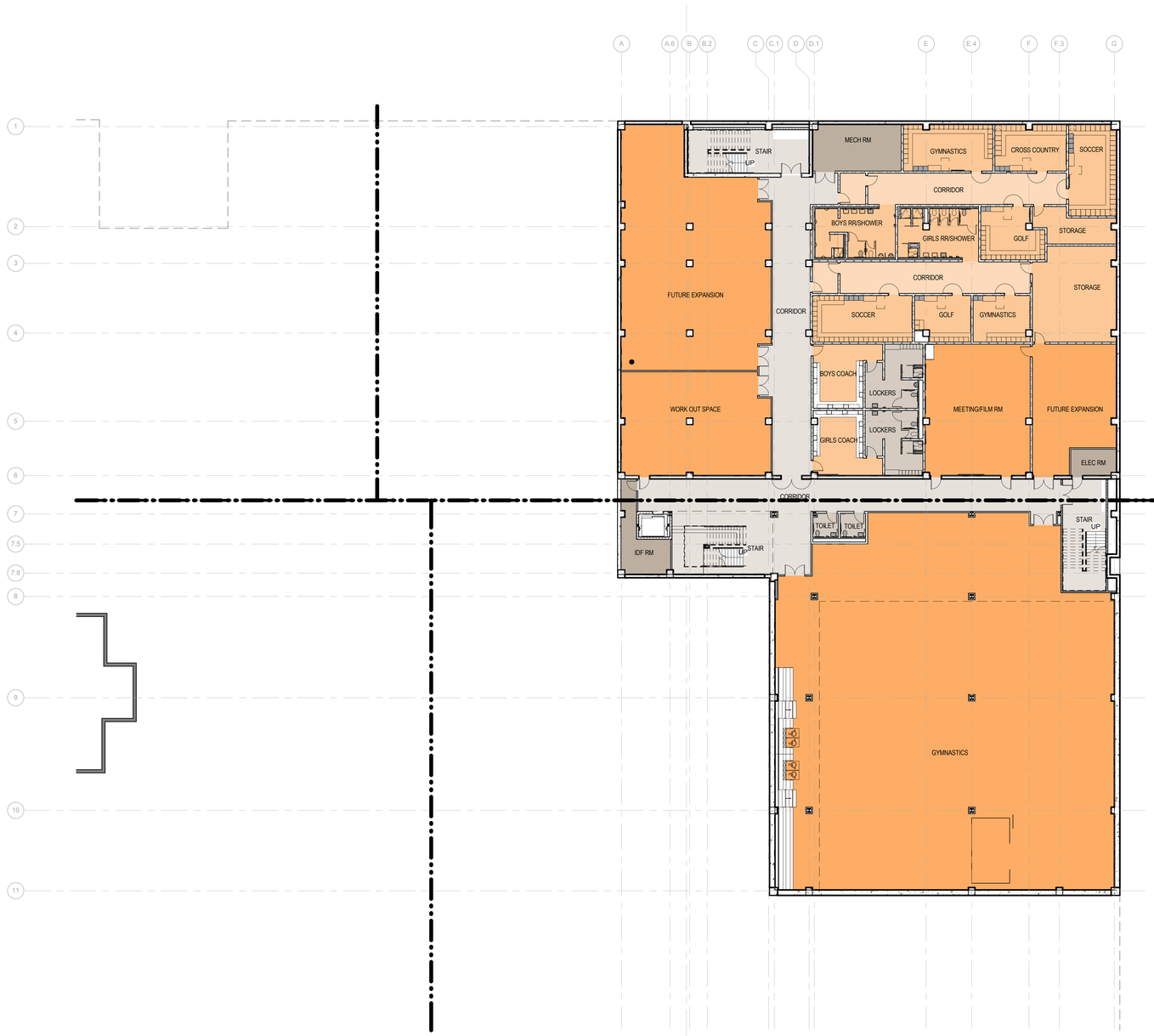

SCHEME COLOR DEFINITION

- Physical Education
- Physical Education Support
- Physical Education Circulation
- MEP / Data
- Toilet Rooms
- Primary Circulation
- (none)

F3 PD-A101 **OVERALL FLOOR PLAN - BASEMENT**

1/16" = 1'-0"

Stantec

Stantec Architecture Inc.
5717 Legacy Drive Suite 250
Plano, TX 75024-4246
Tel: (214) 473-2400 / Fax: (214) 473-2401
www.stantec.com

Legend

Notes

Revision	By	Appd	YYYY.MM.DD

Issued	Author By	Approver Appd	2017.06.09 YYYY.MM.DD
95% CONSTRUCTION DOCUMENTS			

Permit-Seal

PRELIMINARY
NOT FOR CONSTRUCTION

Not for permits, pricing or other official purposes.
This document has not been completed or checked and is for general information or comment only.

Client/Project
Highland Park ISD

Highland Park High School Northwest Addition & Renovations
4220 Emerson Ave
Dallas, TX 75205

Title
BASEMENT LEVEL FLOOR PLAN

Project No. 214000475
Scale 1/16" = 1'-0"
Revision
Drawing No.

PD-A101

C:\Users\Public\Documents\Local_Revit_Files\214000475_HPHS Addit & Reno_A16_brett.bolde.stantec_com.rvt
6/9/2017 11:31:34 AM

ORIGINAL SHEET - ARCH E1 (30"x42")

SCHEME COLOR DEFINITION

- Academic
- Academic Support
- Fine Arts
- Fine Arts Support
- Fine Arts Circulation
- MEP / Data
- Toilet Rooms
- Primary Circulation
- (none)

F3 OVERALL FLOOR PLAN - FIRST FLOOR

PD-A111 1/16" = 1'-0"

Stantec

Stantec Architecture Inc.
5717 Legacy Drive Suite 250
Plano, TX 75024-4246
Tel: (214) 473-2400 / Fax: (214) 473-2401
www.stantec.com

Legend

Notes

Revision	By	Appd	YYYY.MM.DD

Issued	Author	Approver	
95% CONSTRUCTION DOCUMENTS	By	Appd	YYYY.MM.DD
			2017.06.09

Permit-Seal

PRELIMINARY
NOT FOR CONSTRUCTION

Not for permits, pricing or other official purposes.
This document has not been completed or checked and is for general information or comment only.

Client/Project
Highland Park ISD

Highland Park High School Northwest Addition & Renovations
4220 Emerson Ave
Dallas, TX 75205

Title
FIRST LEVEL FLOOR PLAN

Project No.	Scale
214000475	1/16" = 1'-0"
Revision	Drawing No.

PD-A111

C:\Users\Public\Documents\Local_Revit_Files\214000475_HPHS Addit & Renov_A16_brett.bolde.stantec_com.rvt
6/9/2017 11:31:51 AM

ORIGINAL SHEET - ARCH E1 (30"x42")

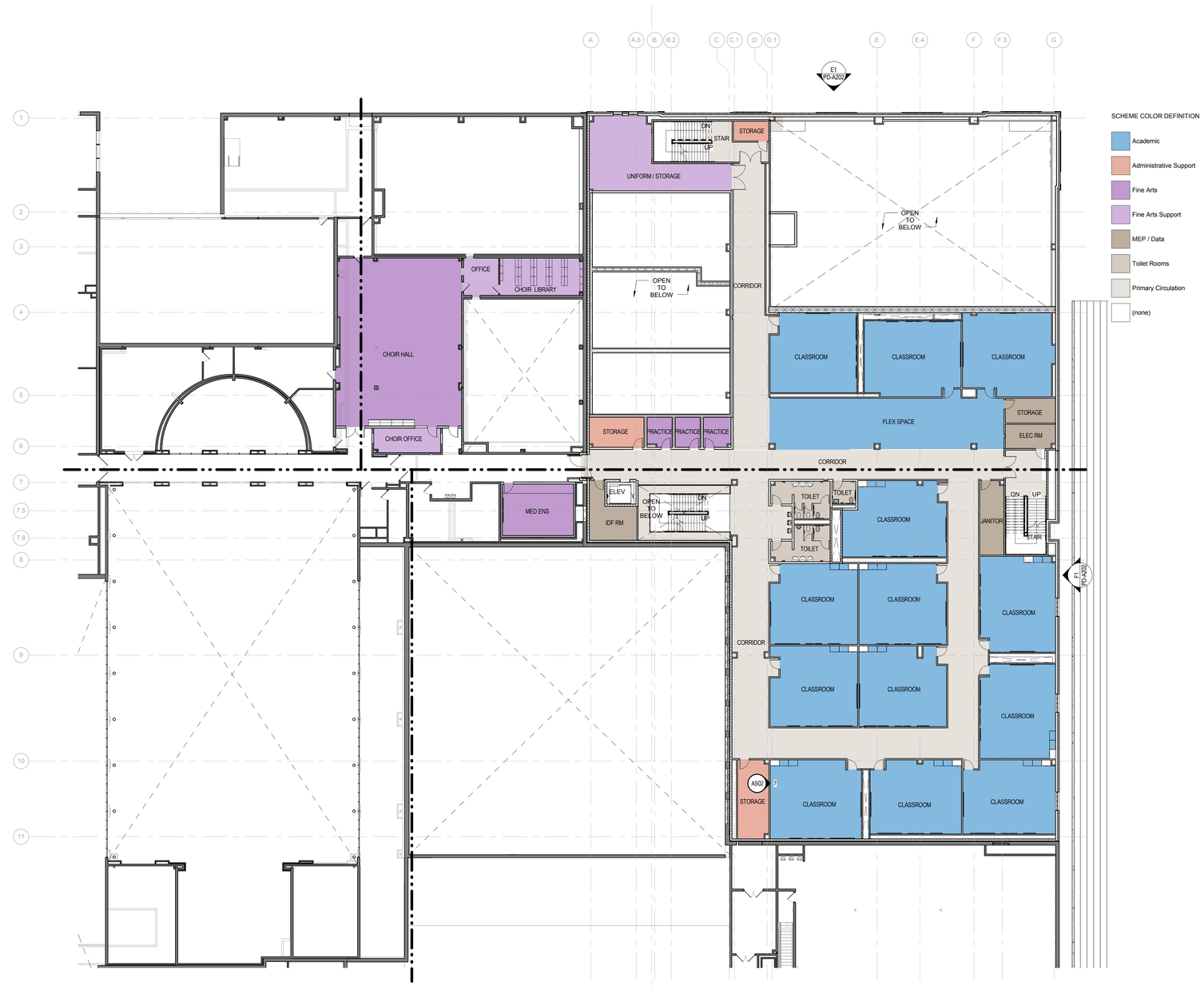

F3 PD-A121 **OVERALL FLOOR PLAN - SECOND FLOOR**

1/16" = 1'-0"

Stantec

Stantec Architecture Inc.
5717 Legacy Drive Suite 250
Plano, TX 75024-4246
Tel: (214) 473-2400 / Fax: (214) 473-2401
www.stantec.com

Legend

Notes

Revision	By	Appd	YYYY.MM.DD
95% CONSTRUCTION DOCUMENTS	Author	Approver	2017.06.09
Issued	By	Appd	YYYY.MM.DD

Permit-Seal

PRELIMINARY
NOT FOR CONSTRUCTION

Not for permits, pricing or other official purposes.
This document has not been completed or checked and is for general information or comment only.

Client/Project

Highland Park ISD

Highland Park High School Northwest Addition & Renovations
4220 Emerson Ave
Dallas, TX 75205

Title

SECOND LEVEL FLOOR PLAN

Project No. 214000475

Scale 1/16" = 1'-0"

Revision

Drawing No.

PD-A121

C:\Users\Public\Documents\Local_Revit_Files\214000475_HPHS Addit & Reno_A16_brett.hoble_stantec_com.rvt
6/9/2017 11:52:03 AM

ORIGINAL SHEET - ARCH E1 (30"x42")

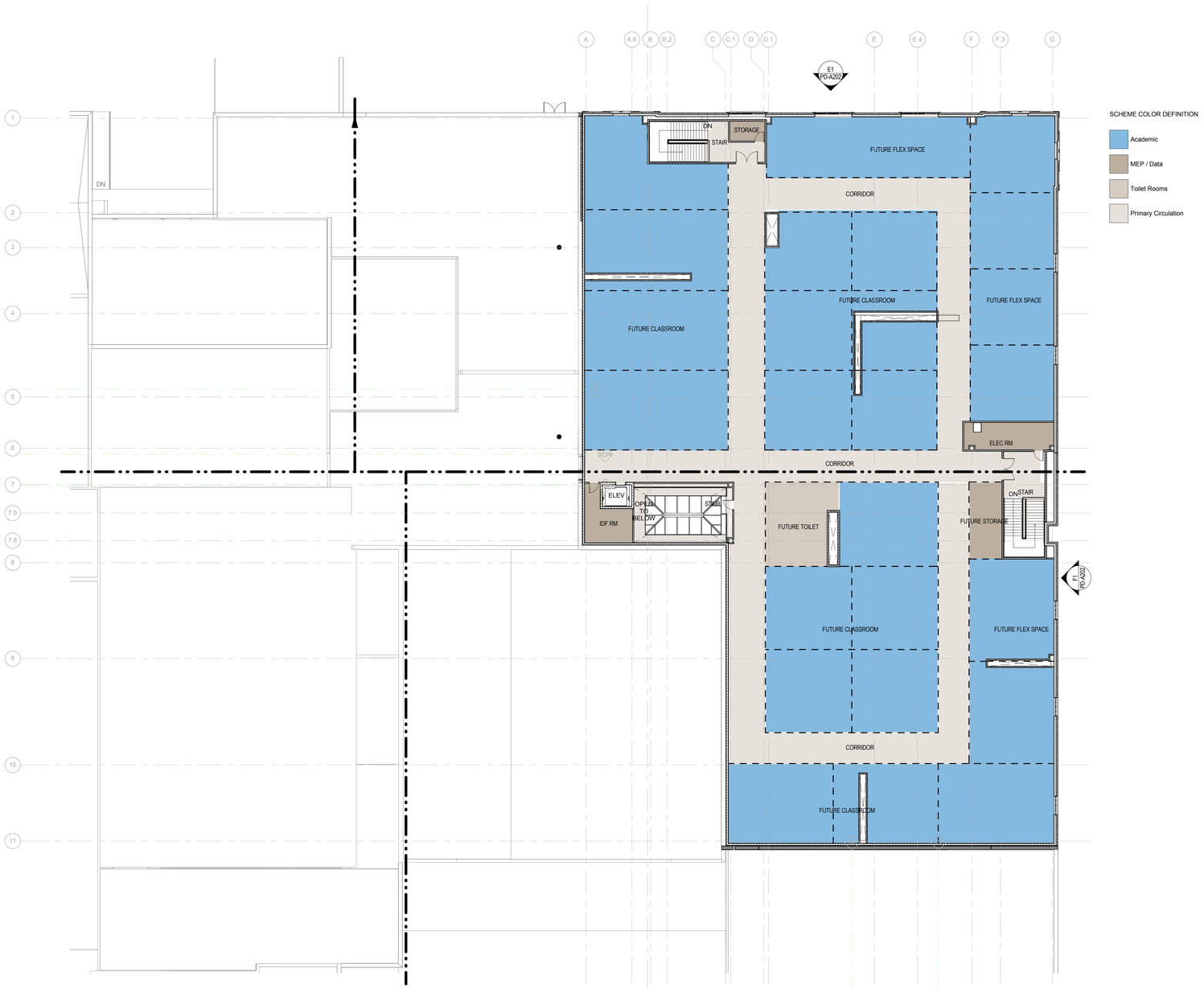

F3 PD-A131 **OVERALL FLOOR PLAN - THIRD FLOOR**

1/16" = 1'-0"

Stantec

Stantec Architecture Inc.
5717 Legacy Drive Suite 250
Plano, TX 75024-4246
Tel: (214) 473-2400 / Fax: (214) 473-2401
www.stantec.com

Legend

Notes

Revision	By	Appd	YYYY.MM.DD
95% CONSTRUCTION DOCUMENTS	Author	Approver	2017.06.09
Issued	By	Appd	YYYY.MM.DD

Permit-Seal

PRELIMINARY
NOT FOR CONSTRUCTION

Not for permits, pricing or other official purposes.
This document has not been completed or checked and is for general information or comment only.

Client/Project
Highland Park ISD

Highland Park High School Northwest Addition & Renovations
4220 Emerson Ave
Dallas, TX 75205

Title
THIRD LEVEL FLOOR PLAN

Project No. 214000475
Scale 1/16" = 1'-0"
Revision
Drawing No.

PD-A131

C:\Users\Public\Documents\Local_Work_Files\214000475_HPHS Addn & Reno_A14_sheet_base_stantec_com.rvt
6/9/2017 11:52:14 AM

ORIGINAL SHEET - ARCH E1 (30"x42")



A6 PD-A202 **MASS STUDY 1**

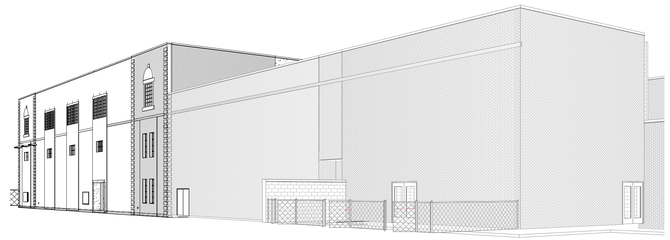

C6 PD-A202 **MASS STUDY 2**

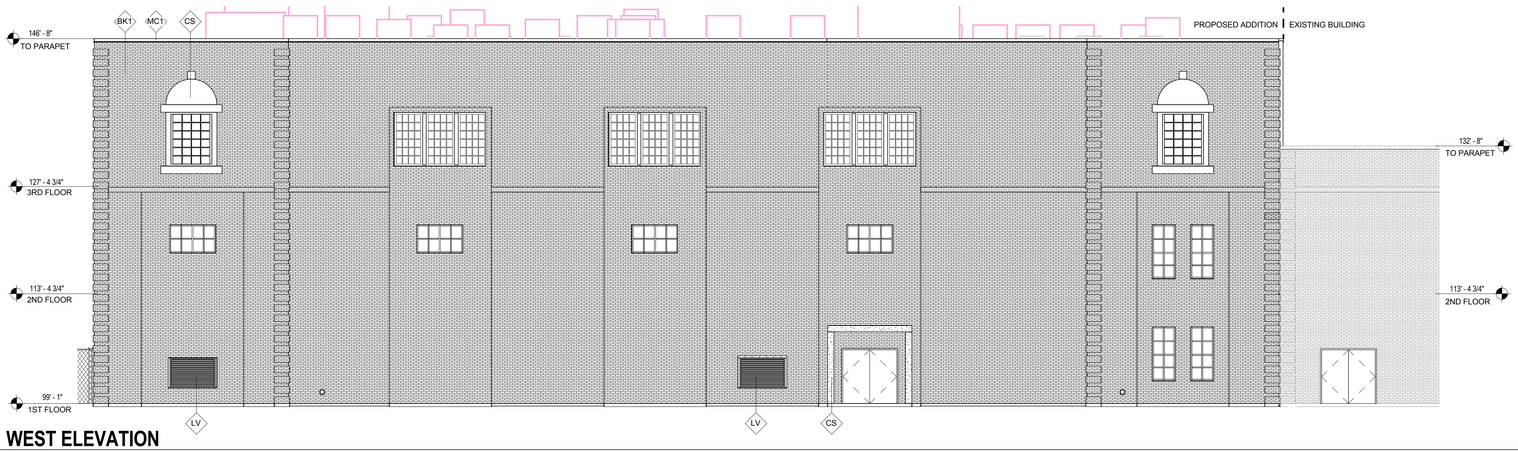

E1 PD-A202 **WEST ELEVATION**
1/8" = 1'-0"

EXTERIOR ELEVATION LEGEND

BK1	MASONRY - BRICK 1 MORTAR - M1 (MATCH TO EXISTING)
CS	CAST STONE (MATCH TO EXISTING)
MC1	METAL COPING (MATCH TO EXISTING COLOR)
LV	LOUVER RE: MEP PAINT MATCH EXTERIOR DOORS

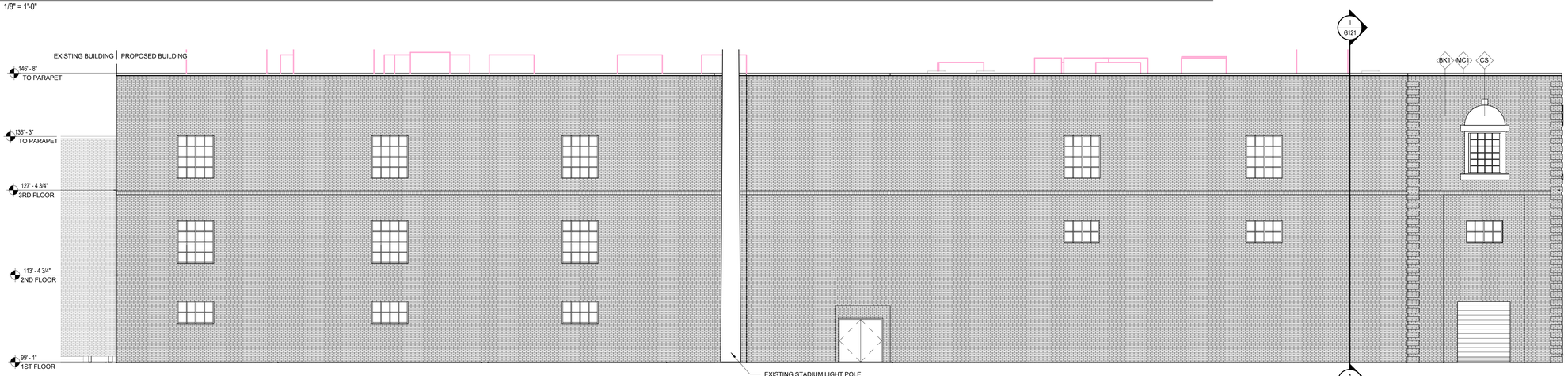

F1 PD-A202 **NORTH ELEVATION**
1/8" = 1'-0"

Stantec

Stantec Architecture Inc.
5717 Legacy Drive Suite 250
Plano, TX 75024-4246
Tel: (214) 473-2400 / Fax: (214) 473-2401
www.stantec.com

Legend

Notes

Revision	By	Appd	YYYY.MM.DD
95% CONSTRUCTION DOCUMENTS	Author	Approver	2017.06.09
Issued	By	Appd	YYYY.MM.DD

Permit-Seal

PRELIMINARY
NOT FOR CONSTRUCTION

Not for permits, pricing or other official purposes.
This document has not been completed or checked and is for general information or comment only.

Client/Project
Highland Park ISD

Highland Park High School Northwest Addition & Renovations
4220 Emerson Ave
Dallas, TX 75205

Title
EXTERIOR ELEVATIONS AND STREET VIEWS SHOWING RTUS

Project No. 214000475
Scale 1/8" = 1'-0"
Revision
Drawing No.

PD-A202